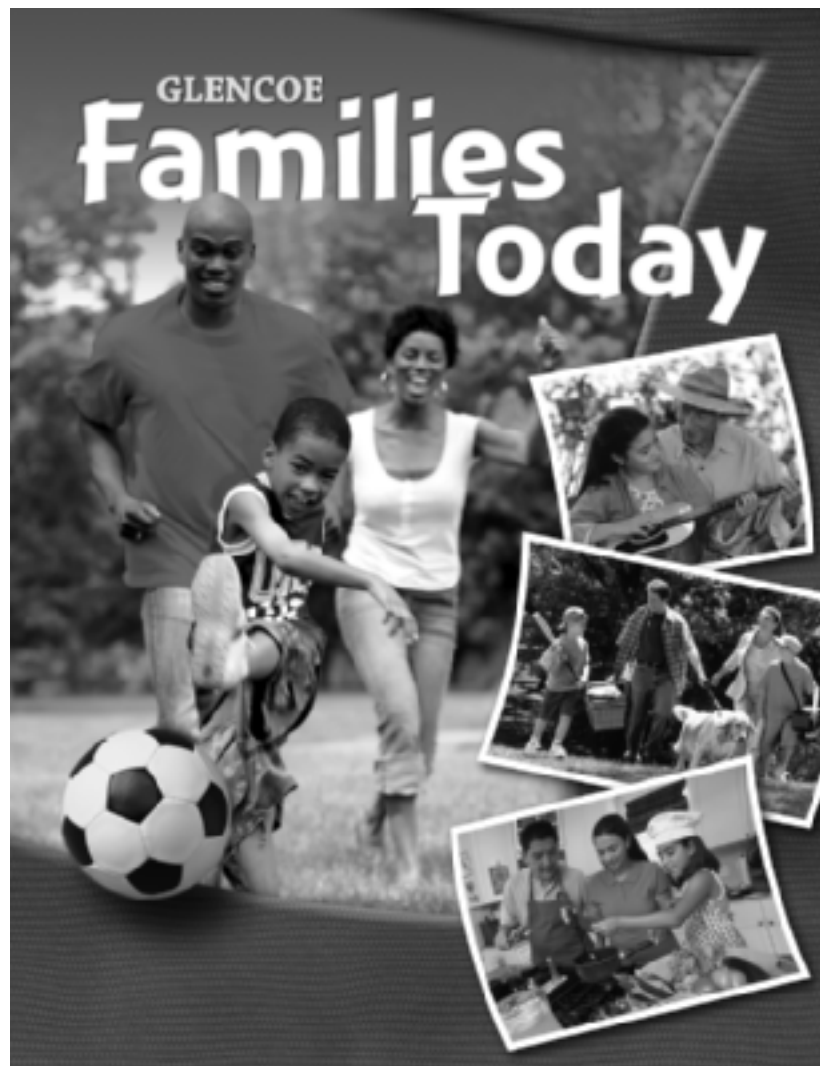


Reteaching Activities



Glencoe

New York, New York Columbus, Ohio Chicago, Illinois Woodland Hills, California



The McGraw-Hill Companies

Copyright © by The McGraw-Hill Companies, Inc. All rights reserved. Permission is granted to reproduce the material contained herein on the condition that such materials be reproduced only for classroom use; be provided to students, teachers, and families without charge; and be used solely in conjunction with the *Families Today* program. Any other reproduction, for sale or other use, is expressly prohibited.

Printed in the United States of America

Send all inquiries to:
Glencoe/McGraw-Hill
21600 Oxnard Street, Suite 500
Woodland Hills, CA 91367

TABLE OF CONTENTS

Chapter/Section	Activity Title	Page
1.1	Problems Families Face	7
1.2	The Value of Families	8
2.1	Meeting Needs	9
2.2	Reviewing Values	10
3.1	Characteristics of a Family	11
3.2	Stages of Family Life	12
4.1	What Are the Trends of Family Life?	13
4.2	Thinking About Culture	14
5.1	Qualities of Relationships	15
5.2	Understanding Roles	16
6.1	The Basics of Communication	17
6.2	Skills and Problems in Communicating	18
7.1	Managing Conflict	19
7.2	Skills for Resolving Conflicts	20
8.1	What Makes Families Strong?	21
8.2	Relationships with Parents and Siblings	22
9.1	Getting Along	23
9.2	Understanding Teamwork and Leadership	24
10.1	Steps for Solving Problems	25
10.2	Managing Goals and Decisions	26
11.1	Techno Times	27
11.2	Managing Technology	28

Chapter/Section	Activity Title	Page
12.1	Thinking About Work	29
12.2	Tools for Work Management	30
13.1	Taking Action to Deal with Change.....	31
13.2	Understanding Stress	32
14.1	Why Marriages End	33
14.2	After Divorce	35
15.1	What Concerns Do Older Adults Have?	37
15.2	What Happens with Aging?	38
16.1	About Crises	39
16.2	Dealing with Grief	41
17.1	Managing Negative Emotions	42
17.2	Changing Your Attitude	43
18.1	Changing for the Better	44
18.2	Becoming an Adult	45
19.1	Stages of Moral Development	46
19.2	What Is Maturity?	47
20.1	What Is Citizenship?	48
20.2	Be a Volunteer	50
21.1	Apartment Hunting	51
21.2	Building Self-Reliance	52
22.1	The Path to Wellness	53
22.2	Prescription for Good Health	54
23.1	Money Matters	55
23.2	Building a Budget	56

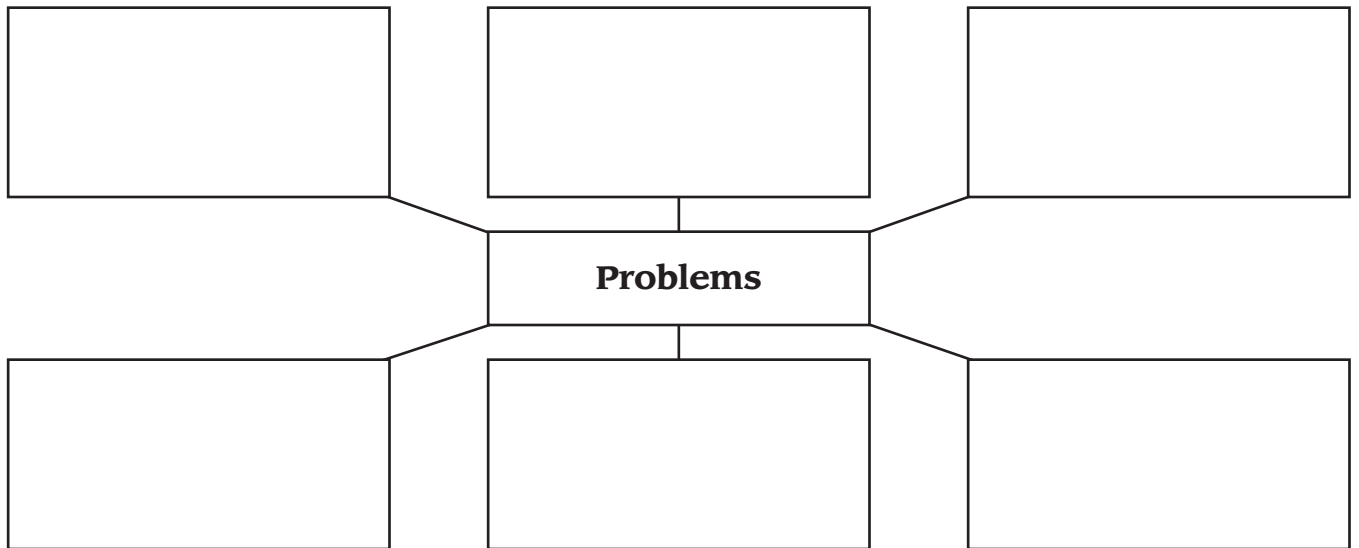
Chapter/Section	Activity Title	Page
24.1	Consumer Tips	57
24.2	What Are Rights and Responsibilities?	58
25.1	Mapping a Career	59
25.2	The Job Search	60
26.1	All Kinds of Friends	61
26.2	Understanding Mature Love	62
27.1	Influences on Sexual Identity	63
27.2	Knowing the Risks of Sexual Behavior	64
28.1	Theories of Attraction	65
28.2	Readiness for Marriage	66
29.1	Why Get Engaged?	67
29.2	Getting Married	68
30.1	Making a Strong Marriage	69
30.2	Marriage Skills and Resources	70
31.1	Parenting Choices	71
31.2	The Right Time for Parenthood	72
32.1	Needs of Children	73
32.2	Effective Discipline	74

◇ Chapter 1: Section 1
The Need for Strong Families

Reteaching Activities

PROBLEMS FAMILIES FACE

Directions: In the web below list six problems that families face today. Then answer the questions that follow.



1. How do family laws help society with the problems above? _____

2. How can businesses help with the problems? _____

3. How can community agencies help? _____

◇ Chapter 1: Section 2
Why Study Families?

Reteaching Activities

THE VALUE OF FAMILIES

Directions: Think about what families mean to individuals and society. Then read each numbered row below. Choose the correct comment in each row by putting an X in either column A or B.

		Column A	Column B	
1.	Sometimes families are taken for granted.			Families are always appreciated.
2.	Families serve many functions for members.			Families have few functions.
3.	Within the family, people learn about relationships.			Families teach nothing about relationships.
4.	Families don't need to communicate.			Good communication is a key to family harmony.
5.	Conflict resolution creates problems.			Conflict resolution solves problems.
6.	Families should not have problems.			All families have problems of some kind.
7.	Family problems can be solved.			Family problems usually do not get better.
8.	All members of a family can contribute to its strength.			Only the adults in a family can make the family strong.
9.	You should be critical of other families.			All families deserve respect.
10.	You can shape your future family from the beginning.			You cannot influence your future family.

◇ Chapter 2: Section 1
Families Meet Many Needs

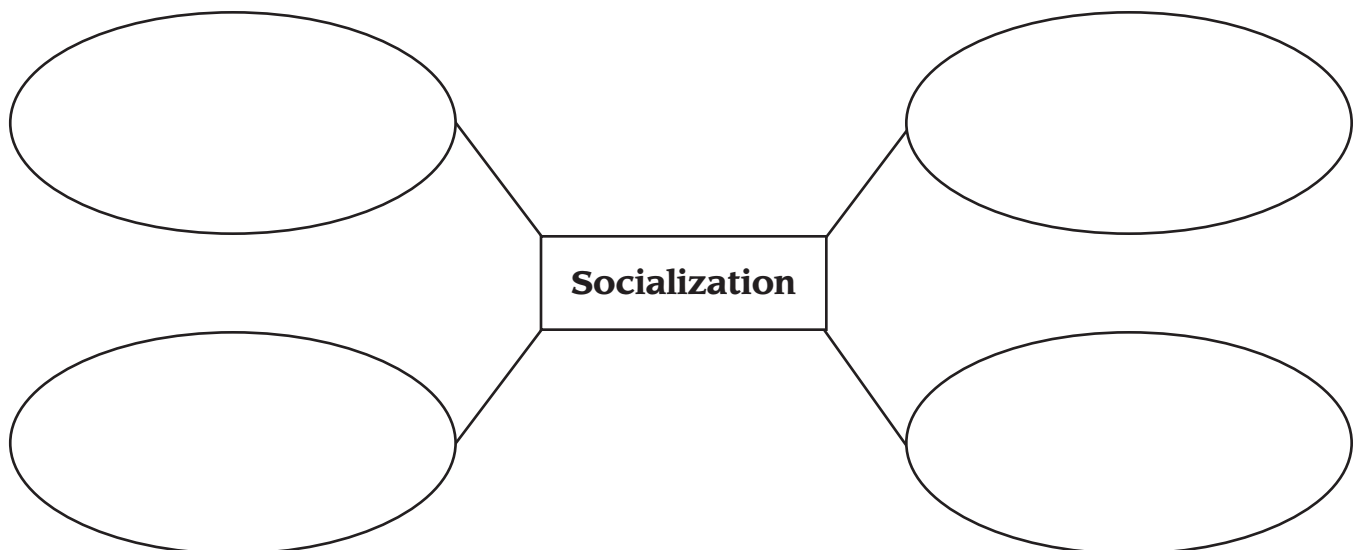
Reteaching Activities

MEETING NEEDS

Part I Directions: Write these examples under the correct columns in the chart: *fixing dinner, getting medical checkups, helping a child study for a test, renting an apartment, teaching a child safety rules, sending a child to school, shopping for clothes, complimenting a child on his or her behavior, hugging a frightened child.*

Meeting Emotional Needs	Meeting Physical Needs
Protecting Family Members	Meeting Intellectual Needs

Part II Directions: In the ovals write four things children learn through the process of socialization.



REVIEWING VALUES

Directions: Complete the statements below.

1. **Values** are _____

2. A **value system** is _____

3. A **moral code** is _____

4. Values are learned in families by:
 - a. _____
 - b. _____
 - c. _____
5. Some guidelines for developing a strong value system are:
 - a. _____
 - b. _____
 - c. _____
 - d. _____
 - e. _____
6. A strong value system is important because:
 - a. _____
 - b. _____
 - c. _____

◇ Chapter 3: Section 1
Family Structures

Reteaching Activities

CHARACTERISTICS OF A FAMILY

Directions: Create a family by placing a check mark next to one characteristic from each category. Then write a detailed paragraph describing a family with these characteristics.



Family Atmosphere

- _____ Loud and emotional
- _____ Loving and casual
- _____ Hectic and disorganized
- _____ Formal and quiet

Family Management Style

- _____ Autocratic
- _____ Democratic

Family Closeness

- _____ Independent
- _____ Dependent
- _____ Interdependent

Family Goal

- _____ Find a better place to live
- _____ Raise well-adjusted children
- _____ Have every child finish high school
- _____ Take a family vacation


Copyright © by The McGraw-Hill Companies, Inc. All rights reserved.

◇ Chapter 3: Section 2
Family Development

Reteaching Activities

STAGES OF FAMILY LIFE

Directions: Below is a time line showing the various stages of a family's life. Examine it carefully and then fill in the chart below, indicating the challenges that Juan and Roberta might face at each stage.



Stage of Family Life	Challenges
1. Life as a Couple	
2. The Expanding Family	
3. The Developing Family	
4. Launching	
5. The Middle Years	
6. The Retirement Years	

◇ Chapter 4: Section 1
Society Affects Families

Reteaching Activities

WHAT ARE THE TRENDS OF FAMILY LIFE?

Directions: A trend is a general direction of change over a period of time. Describe the trend for each category. (The first one is done for you.)

Category	Trend
Single People	1. The number of single-person households is growing.
Couples	2.
Nuclear Families	3.
Blended Families	4.
Single-Parent Families	5.
Extended Families	6.
Paying for Education	7.
Family Income	8.
Employment	9.
The Workplace	10.

Copyright © by The McGraw-Hill Companies, Inc. All rights reserved.

◇ Chapter 4: Section 2
Appreciate Diversity

Reteaching Activities

THINKING ABOUT CULTURE

Part I Directions: Match each term with the best definition. Use each letter once.

- | | | |
|-----------------------------|-------------------------|---------------------------|
| A. assimilation | D. culture shock | G. ethnic identity |
| B. cultural heritage | E. diversity | H. ethnocentrism |
| C. culture | F. enculturation | I. subculture |

- | | |
|---|---|
| _____ 1. Everything about the way a group of people live. | _____ 5. A culture shared by a group of people who live within a larger, different culture. |
| _____ 2. Occurs when each generation passes along what it has learned to the next as the culture carries on. | _____ 6. A common set of traits and customs, such as ancestors, race, or religion. |
| _____ 3. The difficulties and uneasiness that people have when they are exposed to another culture. | _____ 7. The beliefs, customs, and traits that have been important to a family's ancestors. |
| _____ 4. Adopting a new environment by putting aside many of the habits, customs, and patterns that people knew before. | _____ 8. Thinking that your own culture is the best or the most natural. |
| | _____ 9. A world in which people are all different in one way or another. |

Part II Directions: Write these terms under the correct columns in the chart below: *clothing styles, families, kinds of food, systems of order, language spoken, need for shelter.*

Common to All Cultures	Unique to Each Culture

◇ Chapter 5: Section 1
The Importance of Relationships

Reteaching Activities

QUALITIES OF RELATIONSHIPS

Part I Directions: List six qualities of a good relationship.

Part II Directions: Use the lines provided to write song lyrics to a blues, rap, country, or rock song about a strong relationship. Try to demonstrate in your lyrics at least three of the qualities you listed above. Be sure to title your song.

Part III Directions: List three danger signs of a poor relationship.

◇ Chapter 5: Section 2
Examine Your Roles

Reteaching Activities

UNDERSTANDING ROLES

Directions: In column 1, write the term from the following list that matches each definition in column 2: *chosen role, given role, role, role conflict, role expectation, role models, stereotype*. Then give an example of each in column 3.

Word	Definition	Example
1.	An expected pattern of behavior associated with a person's position in society	
2.	A role that is automatically acquired	
3.	A role that is deliberately selected	
4.	The people you learn from	
5.	The behavior you anticipate	
6.	A standardized idea about the qualities or behavior of a particular category of people	
7.	A disagreement over role expectations	

◇ Chapter 6: Section 1
The Communication Process

Reteaching Activities

THE BASICS OF COMMUNICATION

Directions: Complete the statements in the boxes below.

Communication is _____

The four basic elements that are important for successful communication are:

1. _____
2. _____
3. _____
4. _____

The communication channel that uses spoken words is

The communication channel that uses communication without words is

Copyright © by The McGraw-Hill Companies, Inc. All rights reserved.

SKILLS AND PROBLEMS IN COMMUNICATING

Part I Directions: Name two types of listening. Write a definition of each.

Type of Listening	Definition
1.	
2.	

Part II Directions: Name three skills important to good communication. Write a definition of each.

Communication Skills	Definition
1.	
2.	
3.	

Part III Directions: Name five different communication problems.

◇ Chapter 7: Section 1
Understand Conflict

Reteaching Activities

MANAGING CONFLICT

Part I Directions: Write the term from the following list that matches each definition in the chart below: *mediator, compromise, validation, negotiation, setting limits.*

Term	Definition
1.	Agreeing on the points to be argued
2.	Acknowledging the other’s point of view in a respectful way
3.	One who helps others negotiate, compromise, and better understand each other
4.	Suggesting solutions and seeking points of agreement
5.	Giving in on some points of disagreement and having one’s way on others

Part II Directions: Name six things you can do to avoid conflict.

SKILLS FOR RESOLVING CONFLICTS

Directions: Below is an outline of skills helpful in resolving conflicts. Use your book to complete the missing sections.

I. Use good communication skills.

A. Listening Skills

1. _____

2. _____

3. _____

B. Speaking Skills

1. _____

2. _____

II. Use self-control.

A. _____

B. _____

III. Choose the right time.

A. _____

B. _____

C. _____

IV. Use these three other tips.

A. _____

B. _____

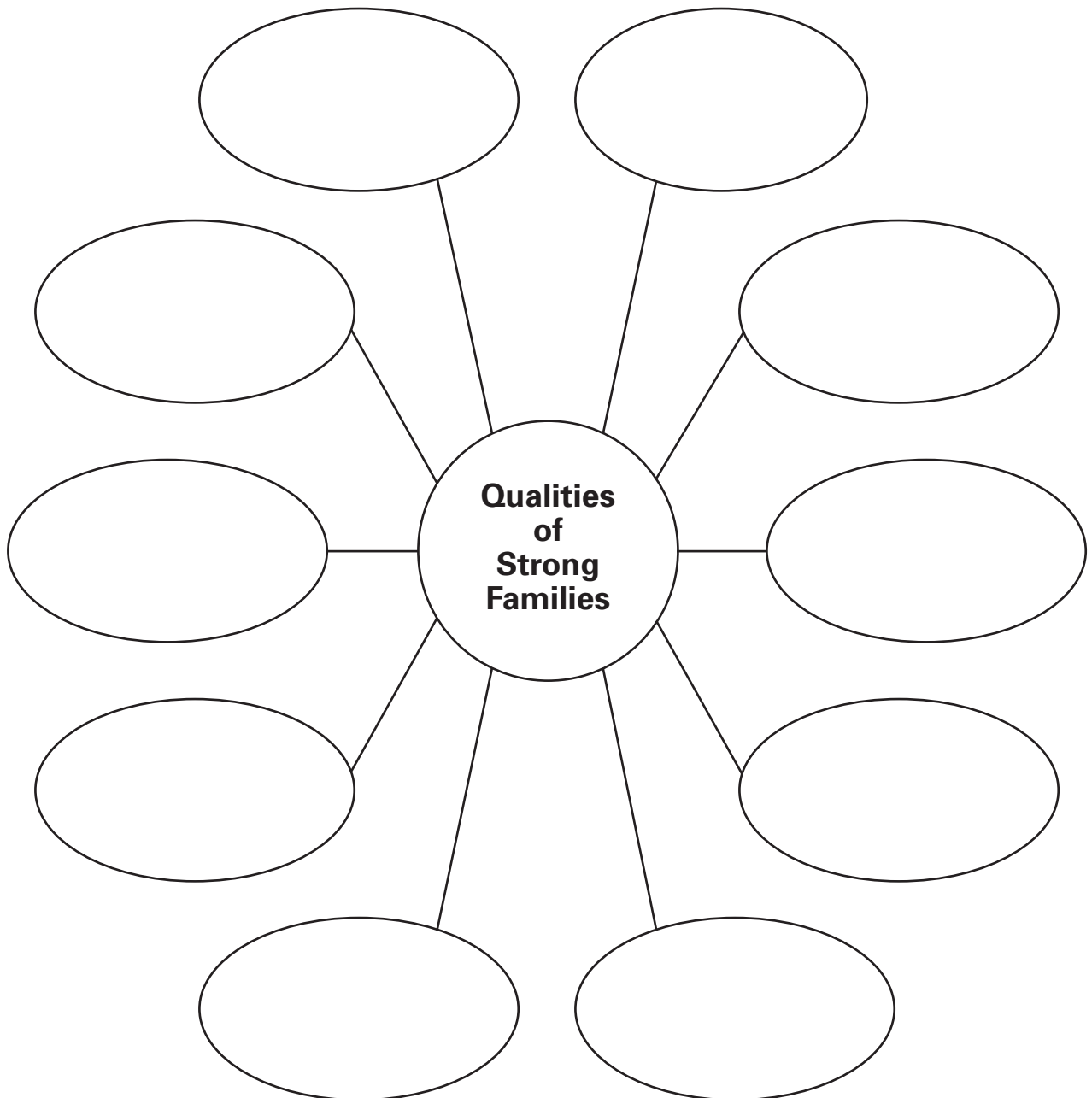
C. _____

◇ Chapter 8: Section 1
Qualities of Strong Families

Reteaching Activities

WHAT MAKES FAMILIES STRONG?

Directions: Complete the web below by naming ten qualities of strong families.



Copyright © by The McGraw-Hill Companies, Inc. All rights reserved.

◇ Chapter 8: Section 2
Strengthen Family Relationships

Reteaching Activities

RELATIONSHIPS WITH PARENTS AND SIBLINGS

Part I Directions: List six general concerns that parents have.

Part II Directions: List four suggestions for getting along with parents or guardians.

Part III Directions: List four suggestions for getting along with siblings (brothers and sisters).

◇ Chapter 9: Section 1
Working Relationships

Reteaching Activities

GETTING ALONG

Part I Directions: Fill in the boxes below with four elements of good working relationships.

ELEMENTS OF GOOD WORKING RELATIONSHIPS	

Part II Directions: Fill in the boxes below with four tips for getting along with authority figures.

TIPS FOR GETTING ALONG WITH AUTHORITY FIGURES	

Part III Directions: In the boxes write descriptions of what happens to pleasers and rebels in school.

PLEASERS



REBELS

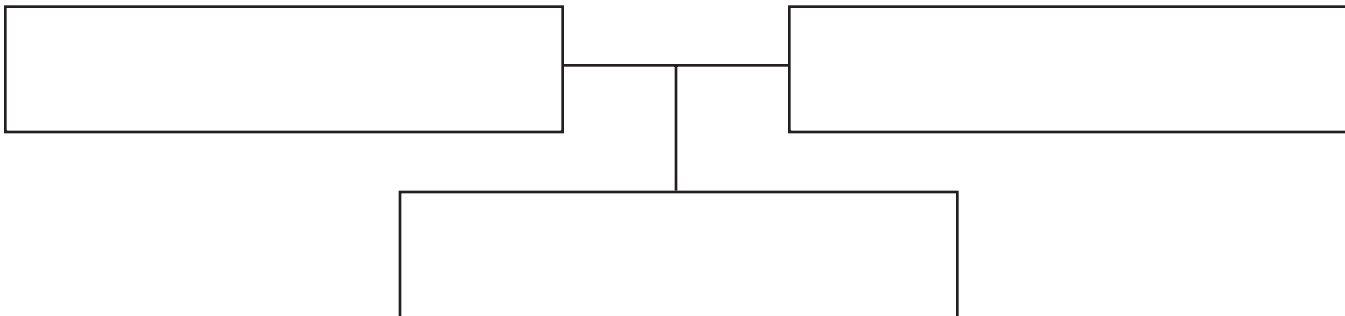


UNDERSTANDING TEAMWORK AND LEADERSHIP

Part I Directions: In the boxes below, list four essential team skills.

ESSENTIAL TEAMWORK SKILLS	

Part II Directions: Complete the chart below by naming the three types of skills that team leaders need.



Part III Directions: Complete the chart below by listing three styles of leadership and describing when each is most appropriate.

LEADERSHIP STYLE	MOST APPROPRIATE WHEN

◇ Chapter 10: Section 1
Decision Making

Reteaching Activities

STEPS FOR SOLVING PROBLEMS

Part I Directions: Read through the problem-solving steps below. Then number the steps in the order in which you would be most likely to complete them.

Order	Problem-Solving Steps
	Evaluate options.
	Evaluate how well your plan worked.
	Consider the consequences.
	Identify options.
	Make a plan.
	Identify the problem.
	Carry out your plan.
	Choose the best option.
	Gather information.

Part II Directions: Is it all right to change your mind about a decision? Explain why and give an example.

MANAGING GOALS AND DECISIONS

Part I Directions: Write four goal-setting guidelines in the chart below.

1.	3.
2.	4.

Part II Directions: In the chart below, write a description and several examples of each type of resource listed.

Type of Resource	Description	Examples
1. Human		
2. Material		
3. Community		

Part III Directions: List six guidelines for making sound decisions.

1.	4.
2.	5.
3.	6.

◇ Chapter 11: Section 1
Technology and the Family

Reteaching Activities

TECHNO TIMES

Directions: Next to each of the newspaper headings below, write a headline indicating one way in which technology improved life for families by the end of the first decade in the twenty first century.

TECHNO TIMES

FRIDAY

DEC. 31, 2010

50 CENTS

**SPECIAL EDITION: LIFE AT THE END OF
THE FIRST DECADE IN THE 21TH CENTURY**

LOOK HOW FAR WE'VE COME!

Household Conveniences: _____

Communication: _____

Information: _____

Entertainment: _____

Medicine: _____

Health and Wellness: _____

Safety and Security: _____

Environmental Concerns: _____

Community Services: _____

ALL INSIDE THIS ISSUE!!

◇ Chapter 11: Section 2
Technology in the Community

Reteaching Activities

MANAGING TECHNOLOGY

Part I Directions: Read the list of twentieth-century technological advancements in the chart below. Then list a problem that each technological advancement presents and a suggested solution for that problem.

Technological Advancement	Problem	Solution
1. car phones		
2. satellite dishes		
3. fast food		
4. garage-door openers		
5. organ transplants		
6. the Internet		
7. pagers		
8. debit cards		

Part II Directions: List four general guidelines that can help people manage technology.

1.	3.
2.	4.

◇ Chapter 12: Section 1
Work and Families

Reteaching Activities

THINKING ABOUT WORK

Part I Directions: Complete the following statement.

The "work ethic" is _____

Part II Directions: List two types of work and describe each.

Type of Work	Description

Part III Directions: Write a description of the following approaches to family management.

The Traditional Approach	The Current Approach

Copyright © by The McGraw-Hill Companies, Inc. All rights reserved.

◇ Chapter 12: Section 2
Managing Busy Lives

Reteaching Activities

TOOLS FOR WORK MANAGEMENT

Directions: Answer the questions below by placing your responses in the boxes.

1. List three work schedule plans that employers can offer to ease the lives of their employees.

--	--	--

2. List three tools families can use to help their home lives run more smoothly.

--	--	--

3. List three main types of child care.

--	--	--

4. List three ways that employers can assist their employees with child care.

--	--	--

◇ Chapter 13: Section 1
Facing Change

Reteaching Activities

TAKING ACTION TO DEAL WITH CHANGE

Directions: For each challenge below, list five things you and your family could do to make the adjustment easier for everyone.

A MOVE

1. _____

2. _____

3. _____

4. _____

5. _____

FINANCIAL PROBLEMS

1. _____

2. _____

3. _____

4. _____

5. _____

UNEMPLOYMENT

1. _____

2. _____

3. _____

4. _____

5. _____

Copyright © by The McGraw-Hill Companies, Inc. All rights reserved.

◇ Chapter 13: Section 2
Stress Management

Reteaching Activities

UNDERSTANDING STRESS

Part I Directions: Complete the statements in the boxes below.

Stress is _____

Stress management is _____

Part II Directions: In the left-hand box below, list five signs of stress. In the right-hand box, list five ways to reduce stress.

Signs of Stress	Ways to Reduce Stress
1. _____	1. _____
2. _____	2. _____
3. _____	3. _____
4. _____	4. _____
5. _____	5. _____

◇ Chapter 14: Section 1
When Marriages End

Reteaching Activities

WHY MARRIAGES END

Part I Directions: Complete each of the charts as directed.

Write these situations in the correct boxes below to show which ones are more or less likely to contribute to divorce: *dating period lasted a long time, financial problems, low income, several children, parents are divorced, participation in religious activities, pregnancy before marriage, unemployment, woman has no means of support, young age.*

DIVORCE MORE LIKELY

DIVORCE LESS LIKELY

Write the stages of an unraveling marriage in the boxes below. Put them in the order that they are likely to occur. Then on the blanks provided beside the boxes, briefly describe what happens at each stage.

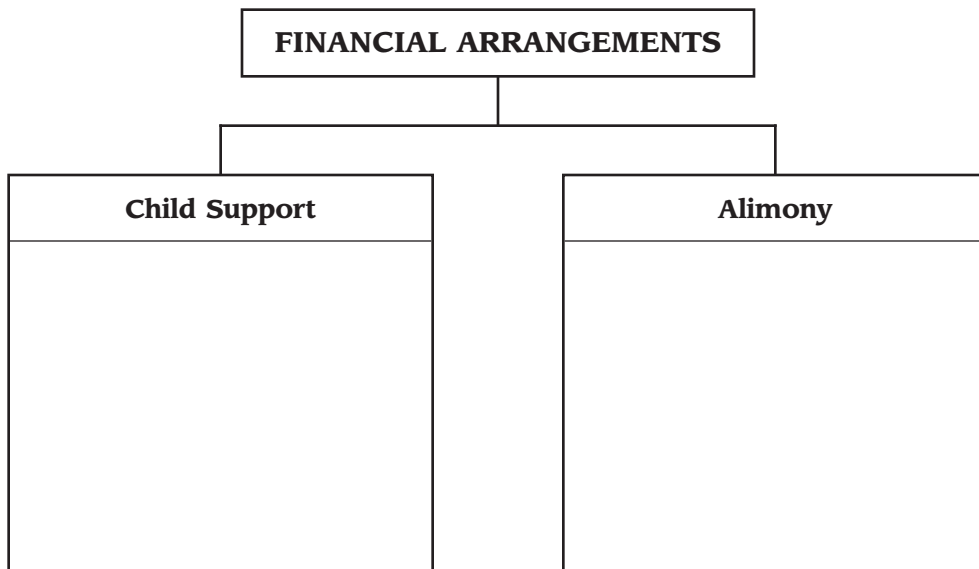

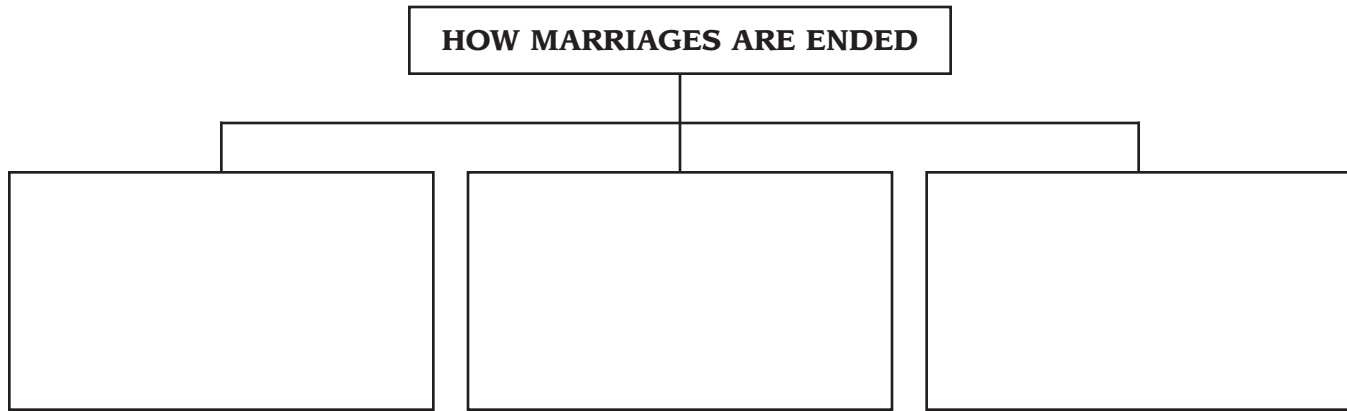
The Stages	What Happens?
<div style="border: 1px solid black; padding: 5px; margin-bottom: 10px;">1.</div> <div style="text-align: center;">↓</div> <div style="border: 1px solid black; padding: 5px; margin-bottom: 10px;">2.</div> <div style="text-align: center;">↓</div> <div style="border: 1px solid black; padding: 5px;">3.</div>	<div style="border-bottom: 1px solid black; margin-bottom: 10px;"></div> <div style="border-bottom: 1px solid black; margin-bottom: 10px;"></div> <div style="border-bottom: 1px solid black; margin-bottom: 10px;"></div> <div style="border-bottom: 1px solid black; margin-bottom: 10px;"></div> <div style="border-bottom: 1px solid black; margin-bottom: 10px;"></div> <div style="border-bottom: 1px solid black;"></div>

(Continued on next page)

Name _____

Chapter 14: Section 1

Part II Directions: Complete the charts below, filling in three ways marriages are ended, three types of child custody, and descriptions of the two financial arrangements associated with divorce.



Copyright © by The McGraw-Hill Companies, Inc. All rights reserved.

◇ Chapter 14: Section 2
Manage After Divorce

Reteaching Activities

AFTER DIVORCE

Part I Directions: Think about how children cope best with divorce. Then read each numbered row below. Choose the situation that will be more helpful in each row by putting an X in either column A or B.

		Column A	Column B	
1.	Stable environments			Major changes in environment
2.	Loving relationships with both parents			Loving relationship with one parent only
3.	Think they caused the divorce			Understand they did not cause the divorce
4.	Both parents think divorce is best way to have a better life			Parents disagree on needs for divorce
5.	Parents establish business like relationship for dealing with children			Parents disagree on discipline and visitation

Part II Directions: Name two significant differences between a blended family and a nuclear family.

1.	_____

2.	_____

(Continued on next page)

Name _____

Chapter 14: Section 2

Part III Directions: Listed in the chart below are seven challenges that blended families may face. Describe each challenge in the middle column, and offer a solution to each challenge in the right-hand column.

Challenge	Description	Solution
1. Favoritism		
2. Discipline		
3. Resources		
4. Values		
5. Previous Relationships		
6. Roles		
7. Child-Spouse Competition		

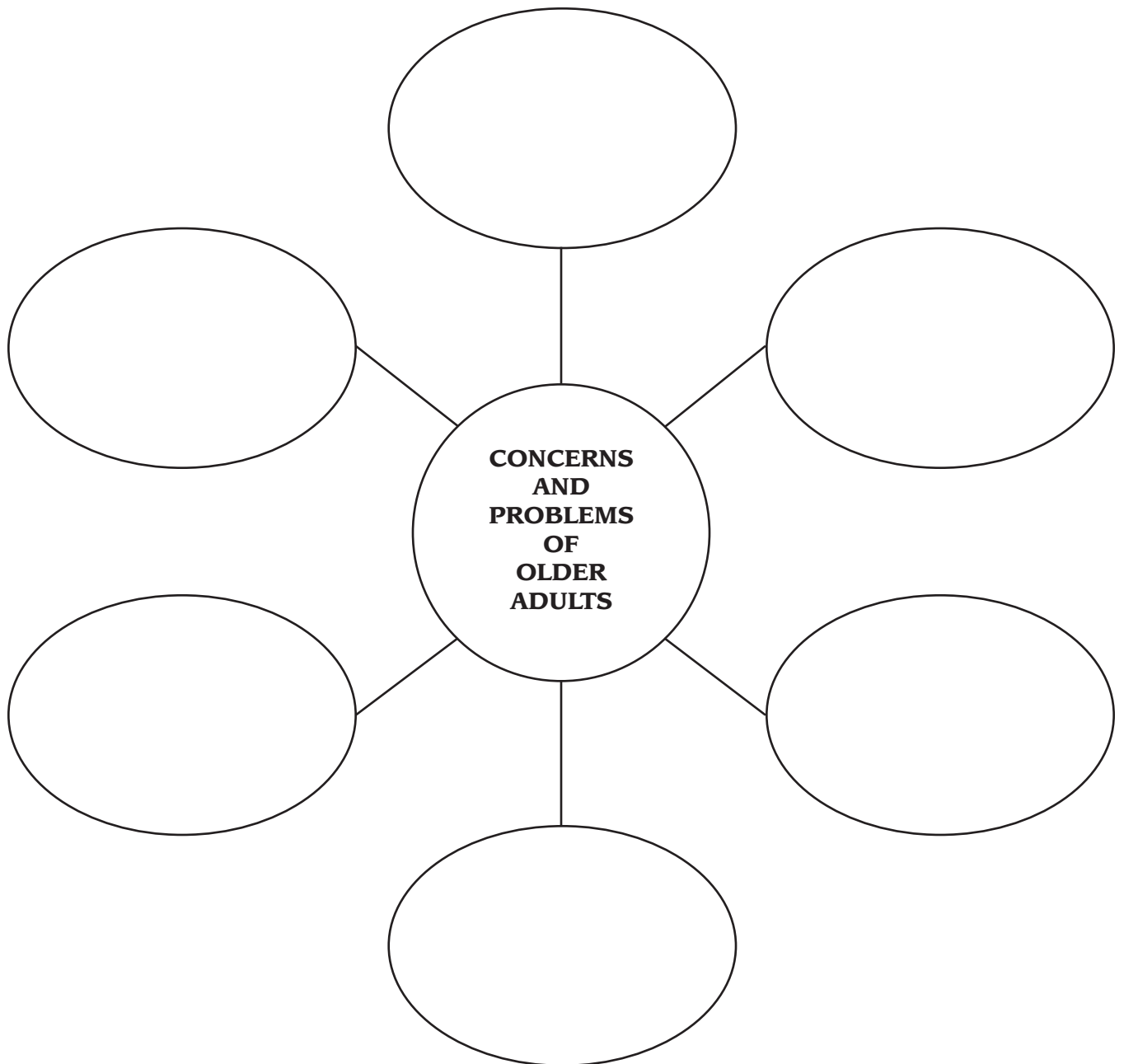
Copyright © by The McGraw-Hill Companies, Inc. All rights reserved.

◇ Chapter 15: Section 1
Concerns of Older Adults

Reteaching Activities

WHAT CONCERNS DO OLDER ADULTS HAVE?

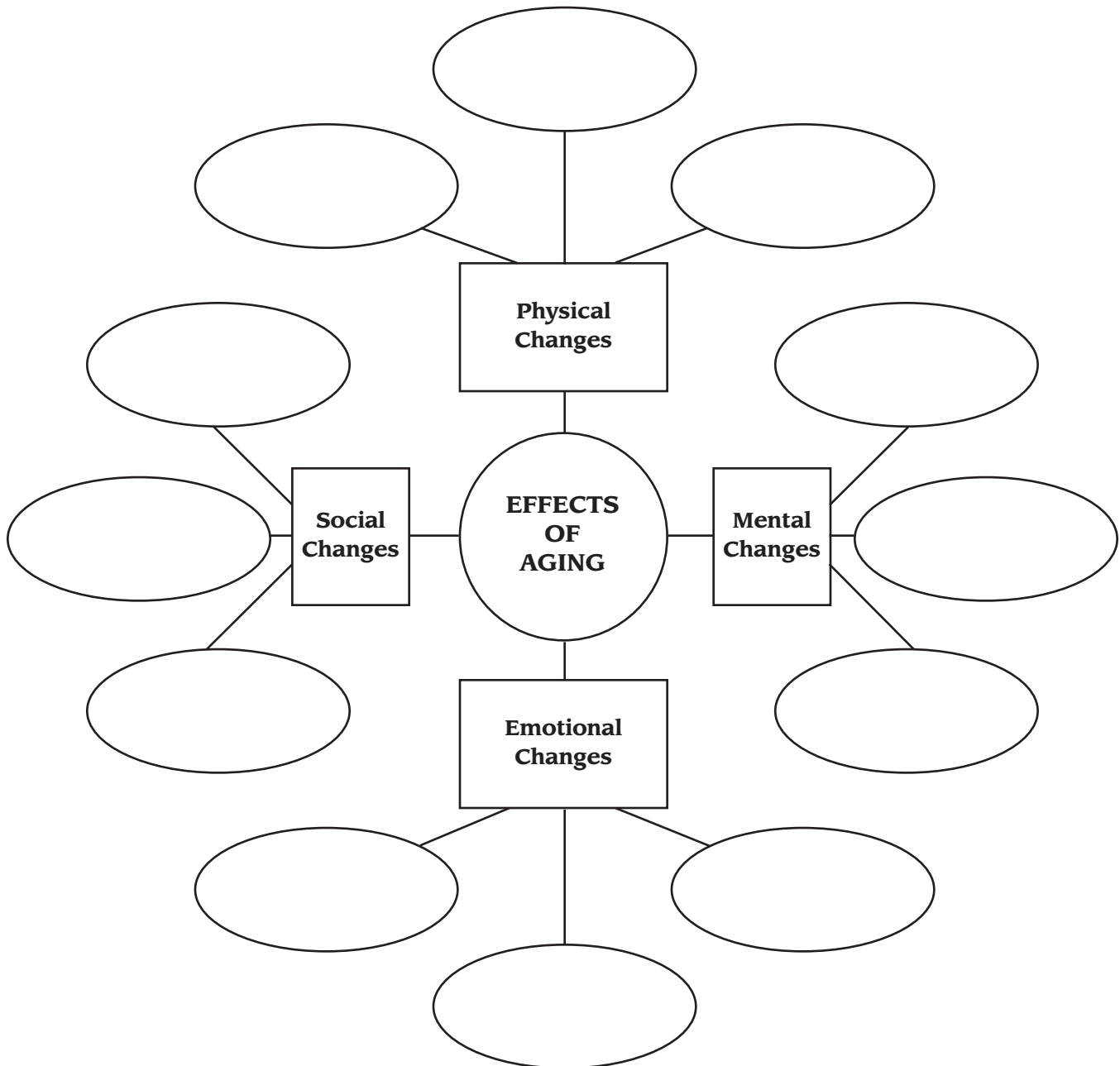
Directions: Complete the web below by filling in six problems or concerns that older adults have.



Copyright © by The McGraw-Hill Companies, Inc. All rights reserved.

WHAT HAPPENS WITH AGING?

Directions: Complete the web below by filling in examples of what happens to people as they age.



◇ Chapter 16: Section 1
Understand Crises

Reteaching Activities

ABOUT CRISES

Directions: Complete each of the charts as directed.

- Write the stages of reaction to a crisis in the boxes below. Put them in the order that they are likely to occur. Then on the blanks provided beside the boxes, describe some typical reactions during each stage.

REACTING TO A CRISIS	
The Stages	Typical Reactions
<div style="border: 1px solid black; padding: 5px; min-height: 80px; display: flex; align-items: center; justify-content: center;">1.</div> <div style="text-align: center; margin: 5px 0;">↓</div>	<hr/> <hr/> <hr/>
<div style="border: 1px solid black; padding: 5px; min-height: 80px; display: flex; align-items: center; justify-content: center;">2.</div> <div style="text-align: center; margin: 5px 0;">↓</div>	<hr/> <hr/> <hr/>
<div style="border: 1px solid black; padding: 5px; min-height: 80px; display: flex; align-items: center; justify-content: center;">3.</div> <div style="text-align: center; margin: 5px 0;">↓</div>	<hr/> <hr/> <hr/>
<div style="border: 1px solid black; padding: 5px; min-height: 80px; display: flex; align-items: center; justify-content: center;">4.</div>	<hr/> <hr/> <hr/>

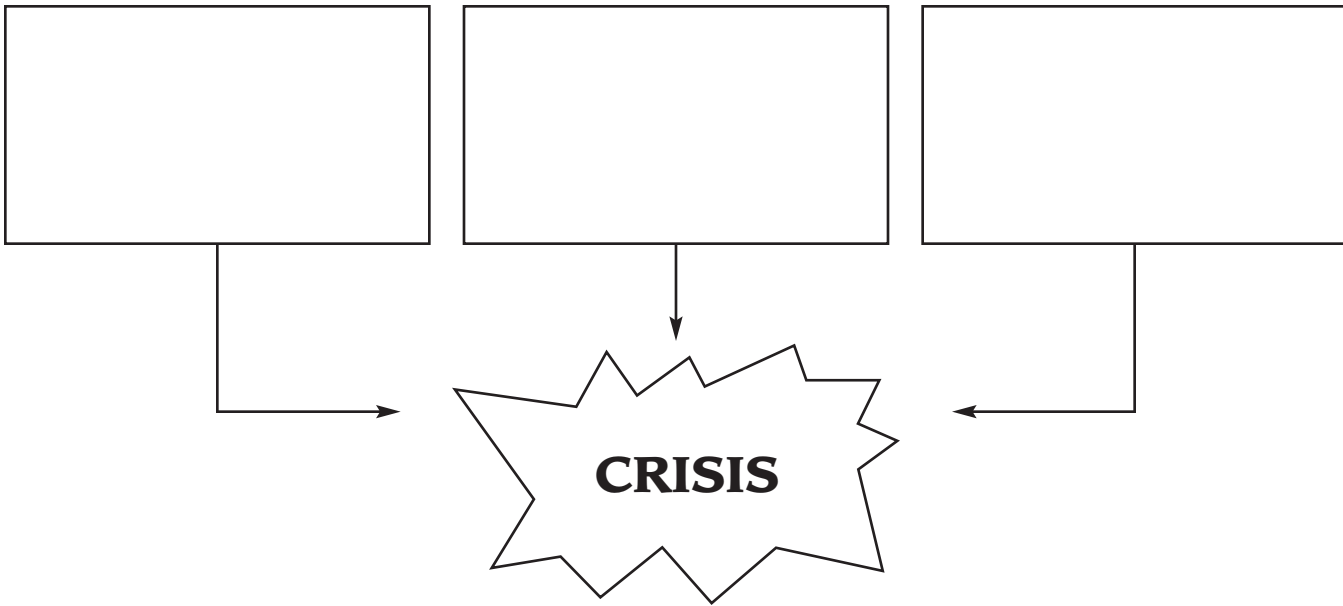
Copyright © by The McGraw-Hill Companies, Inc. All rights reserved.

(Continued on next page)

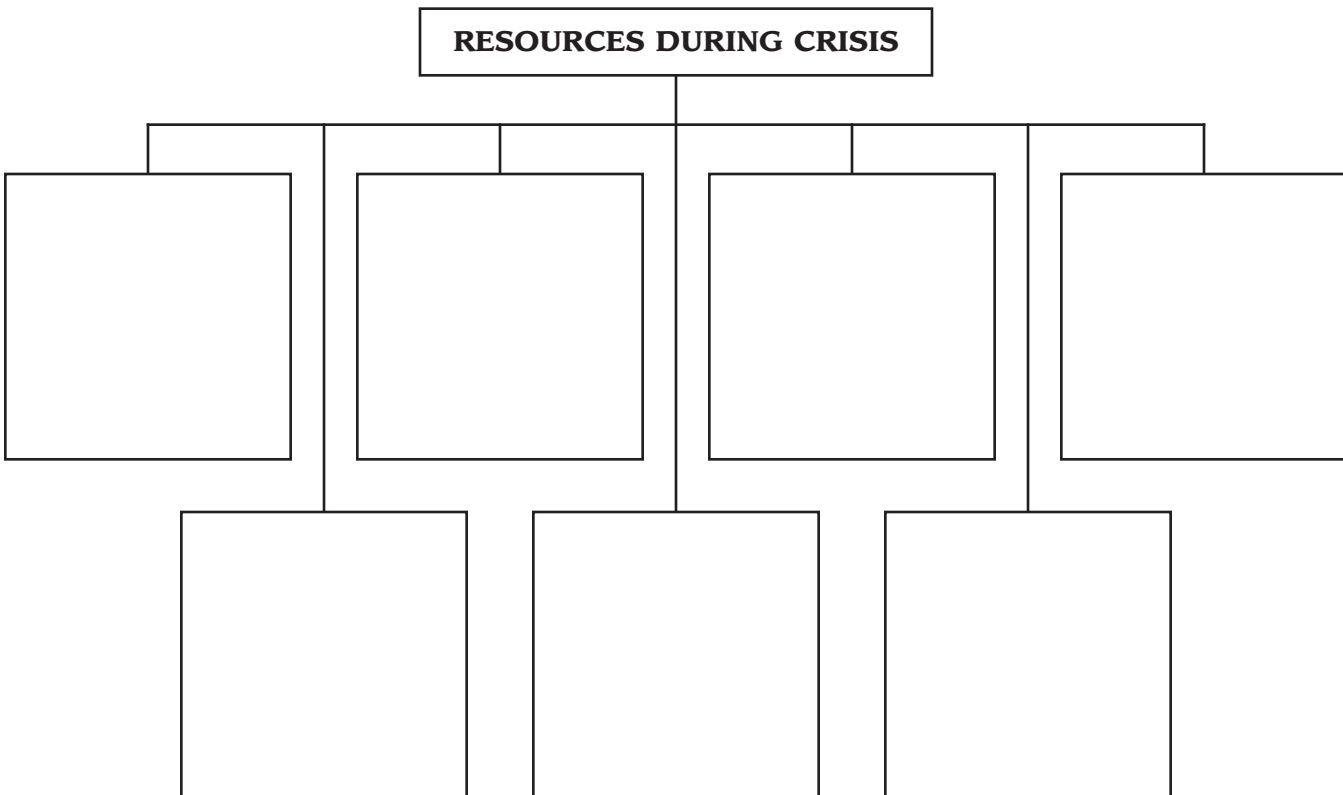
Name _____

Chapter 16: Section 1

2. Name three elements that help determine whether a situation is overwhelming enough to be a crisis.



3. Name seven resources for people in crisis.



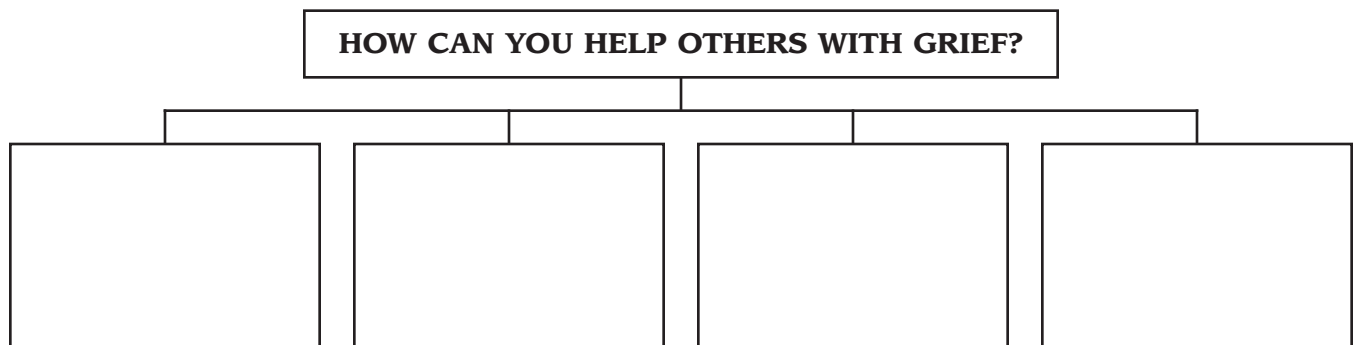
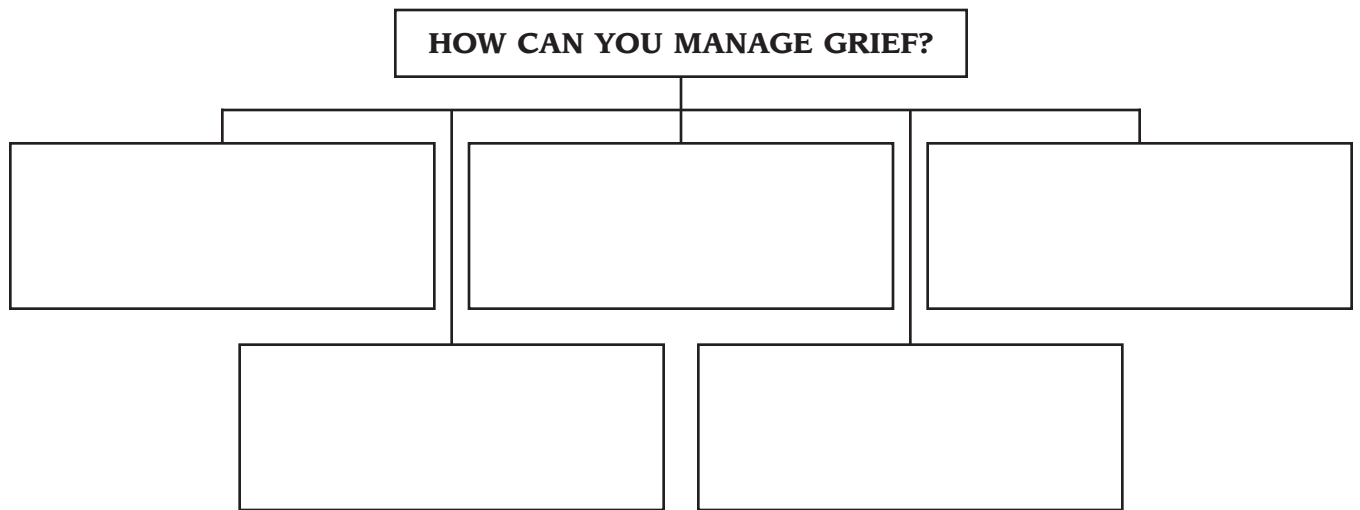
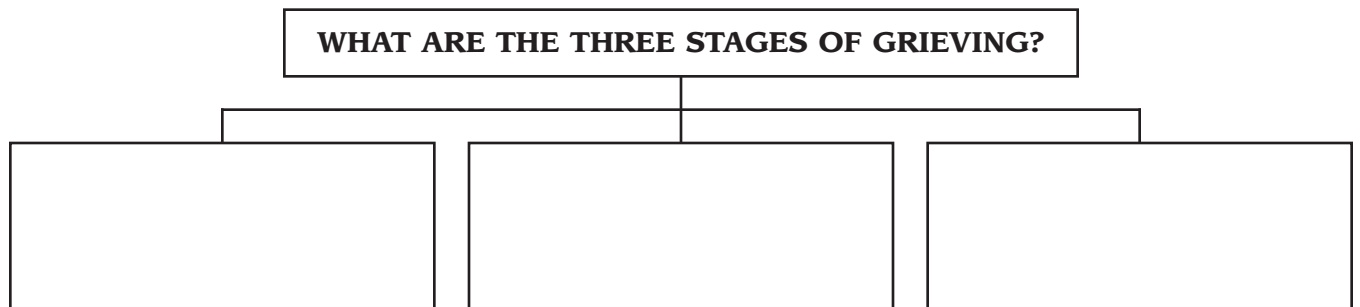
Copyright © by The McGraw-Hill Companies, Inc. All rights reserved.

◇ Chapter 16: Section 2
The Crises People Face

Reteaching Activities

DEALING WITH GRIEF

Directions: Complete each of the charts with answers to the questions.



MANAGING NEGATIVE EMOTIONS

Directions: Learning to manage negative emotions can help you get along better in life. Fill in the boxes on the left with four steps to use in controlling emotions. Then choose a negative emotion that is sometimes a problem for you (examples are anger, fear, hatred, sadness, and frustration). In the boxes on the right, explain how you would use the four steps to manage the emotion you have selected.

Steps for Managing Negative Emotions	Using the Steps in Your Life
1. <div style="border: 1px solid black; height: 80px; width: 100%;"></div>	<div style="border: 1px solid black; height: 80px; width: 100%;"></div>
↓	↓
2. <div style="border: 1px solid black; height: 80px; width: 100%;"></div>	<div style="border: 1px solid black; height: 80px; width: 100%;"></div>
↓	↓
3. <div style="border: 1px solid black; height: 80px; width: 100%;"></div>	<div style="border: 1px solid black; height: 80px; width: 100%;"></div>
↓	↓
4. <div style="border: 1px solid black; height: 80px; width: 100%;"></div>	<div style="border: 1px solid black; height: 80px; width: 100%;"></div>

◇ Chapter 17: Section 2
Develop a Positive Attitude

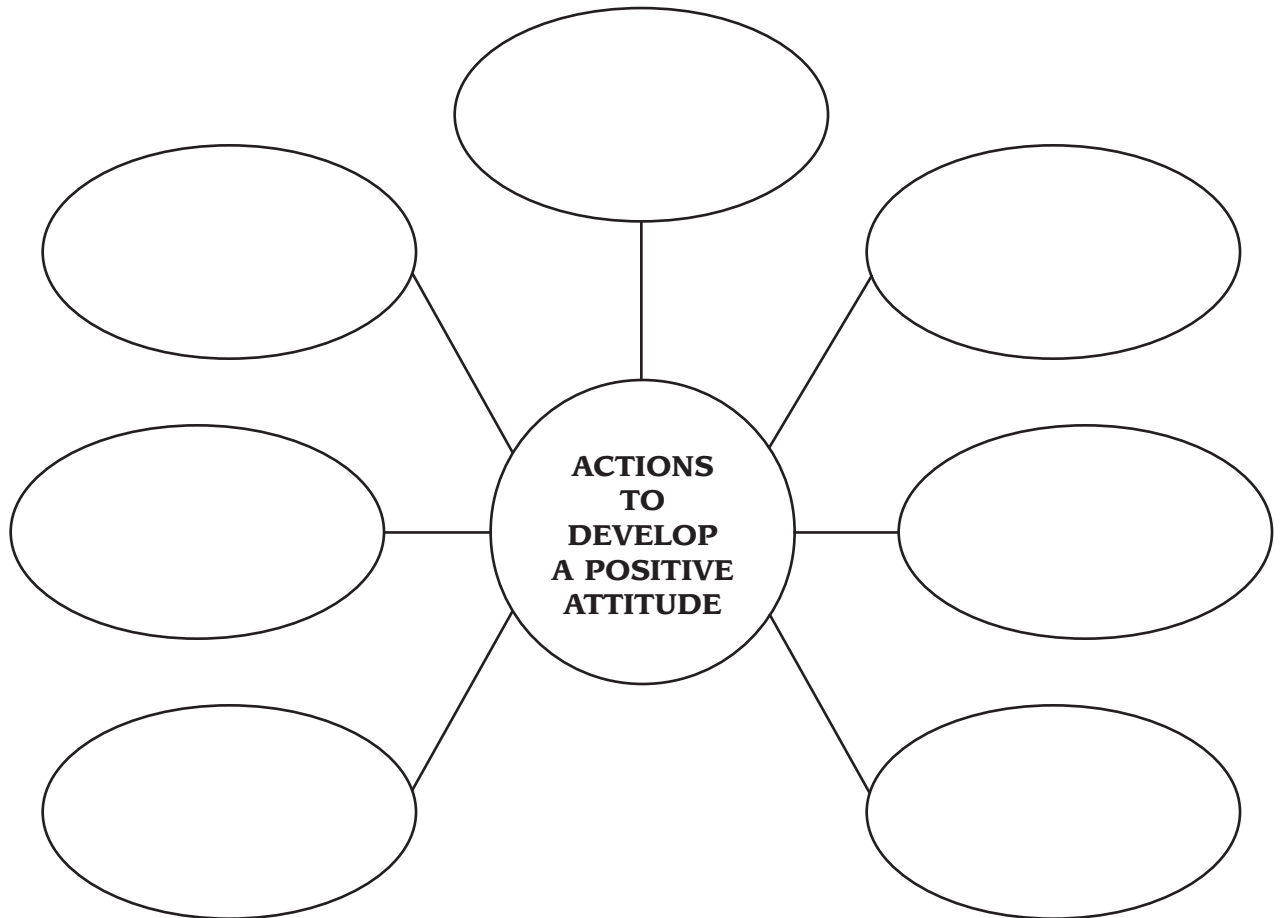
Reteaching Activities

CHANGING YOUR ATTITUDE

Part I Directions: In the chart below, list four benefits of positive thinking.

BENEFITS OF POSITIVE THINKING	

Part II Directions: Complete the web below by naming seven actions a person can take to develop and maintain a positive attitude.



◇ Chapter 18: Section 1
Your Development

Reteaching Activities

CHANGING FOR THE BETTER

Directions: Complete the chart below by explaining how teens change in each area of development and by identifying some ways that teens can learn to adapt to these changes.

Area of Development	How Teens Change	Ways to Adapt
1. Physical Self		
2. Mental Self		
3. Emotional Self		
4. Social Self		
5. Moral Self		

BECOMING AN ADULT

Part I Directions: Name three tasks associated with adolescence.

ADOLESCENT TASKS

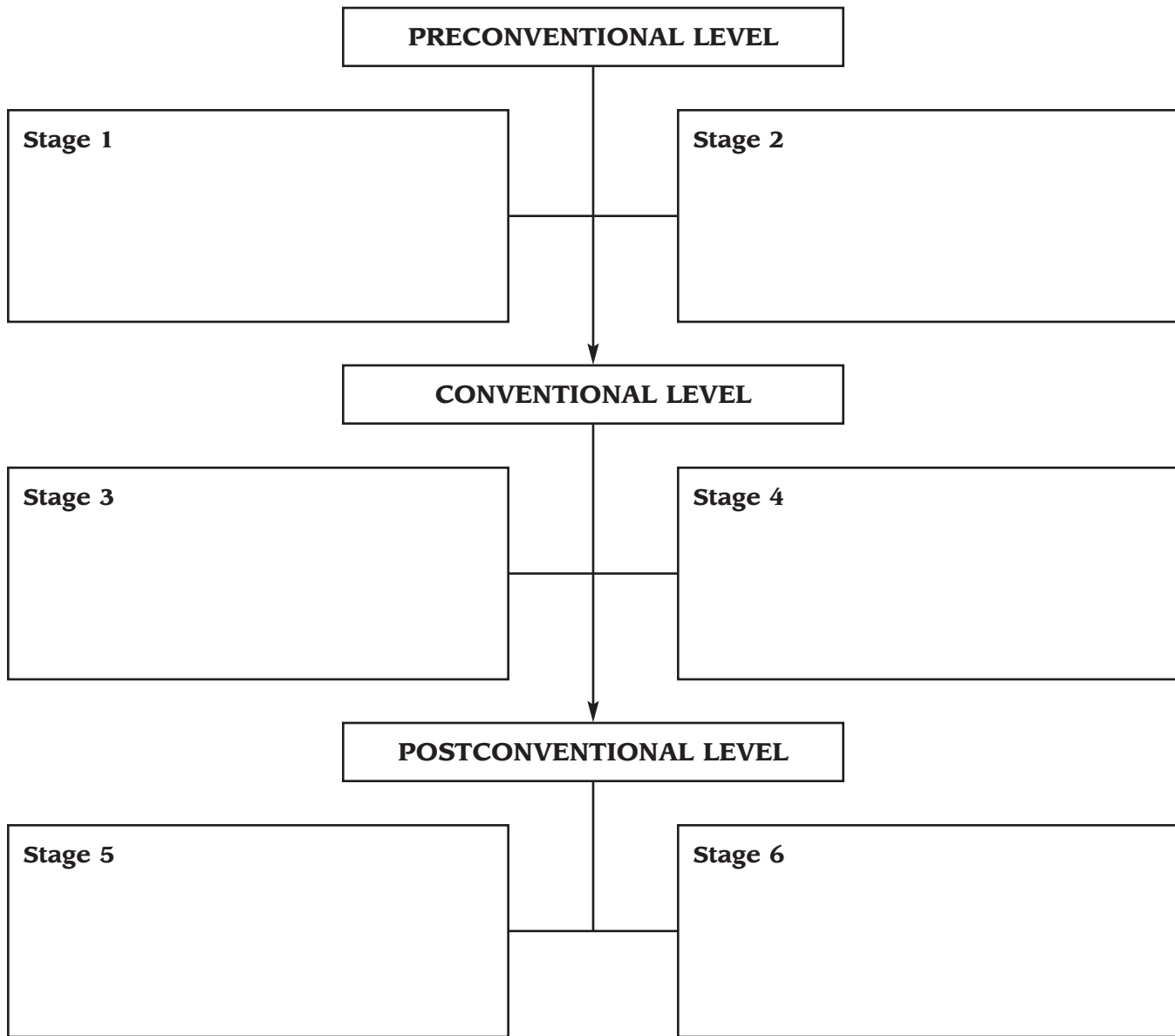
Diagram for 'ADOLESCENT TASKS' showing three empty boxes for student input.

Part II Directions: In the boxes below, provide examples of the three components on which life is based.

Diagram for 'Part II Directions' showing three rows of boxes for student input. Each row has a label box on the left and a larger empty box on the right, connected by an arrow.

STAGES OF MORAL DEVELOPMENT

Directions: Complete the chart below by naming the standards for behavior (what motivates action) for each stage of moral development identified by Kohlberg.

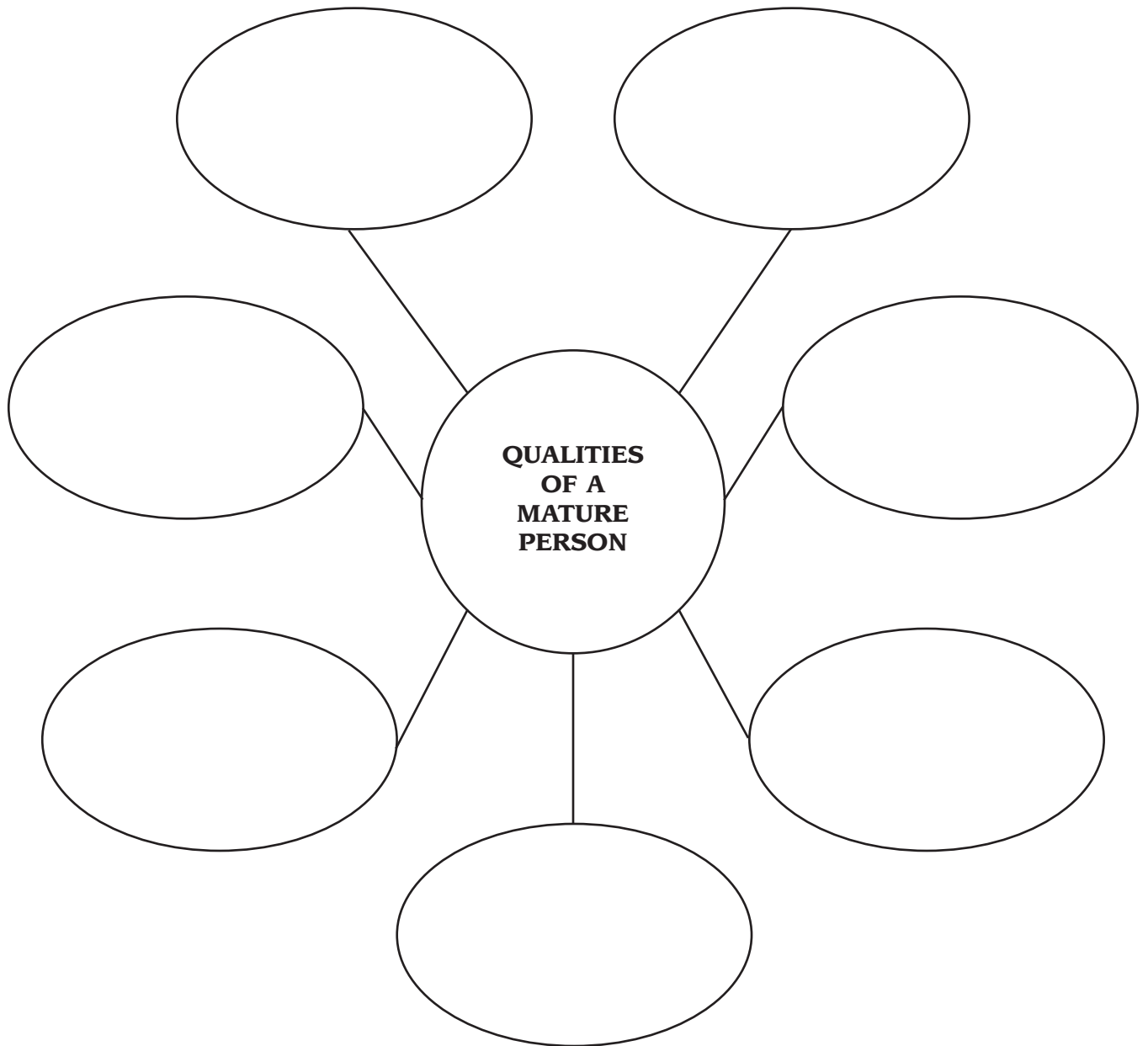


◇ Chapter 19: Section 2
Moving Toward Maturity

Reteaching Activities

WHAT IS MATURITY?

Directions: Complete the web below by naming seven qualities of a mature person.



Copyright © by The McGraw-Hill Companies, Inc. All rights reserved.

WHAT IS CITIZENSHIP?

Part I Directions: Define **citizenship** on the lines below.

Part II Directions: Fill in the chart below by listing six citizen's rights in the boxes.

A CITIZEN'S RIGHTS		

(Continued on next page)

Name _____

Part III Directions: Complete the chart below by naming seven general responsibilities of a good citizen and an example of each.

SHOWING GOOD CITIZENSHIP	
General Responsibility	Specific Example

Copyright © by The McGraw-Hill Companies, Inc. All rights reserved.

◇ Chapter 20: Section 2
Service to Others

Reteaching Activities

BE A VOLUNTEER

Directions: Complete the statements in the boxes below.

1. Volunteers are needed because _____

2. Some qualities of a good volunteer are _____

3. Some benefits to people who volunteer are _____

4. Some ideas for where to volunteer are _____

◇ Chapter 21: Section 1
Move Away from Home

Reteaching Activities

APARTMENT HUNTING

Directions: In the boxes below write seven questions you should ask when looking for an apartment that will best meet your needs.

1.
2.
3.
4.
5.
6.
7.

◇ Chapter 21: Section 2
Manage on Your Own

Reteaching Activities

BUILDING SELF-RELIANCE

Directions: People who are successful at living on their own have many responsibilities. In the chart below, list five general categories of responsibilities. Then explain how you will fulfill these responsibilities when you are living on your own.

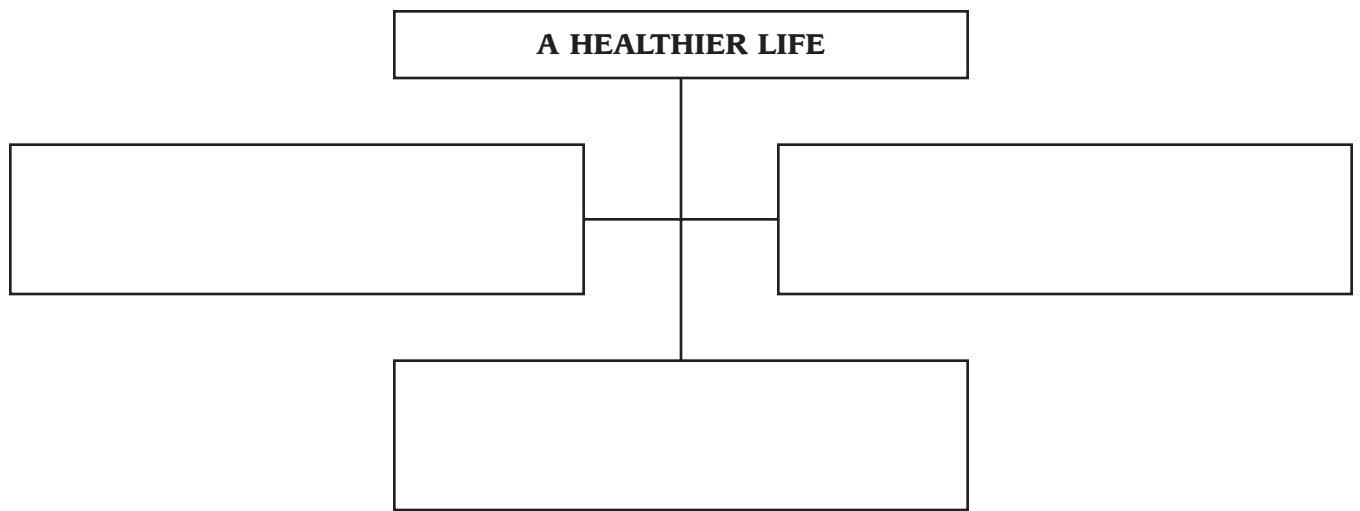
RESPONSIBILITIES OF LIVING ON YOUR OWN	
General Responsibility	Steps Toward Fulfilling

◇ Chapter 22: Section 1
Learn About Wellness

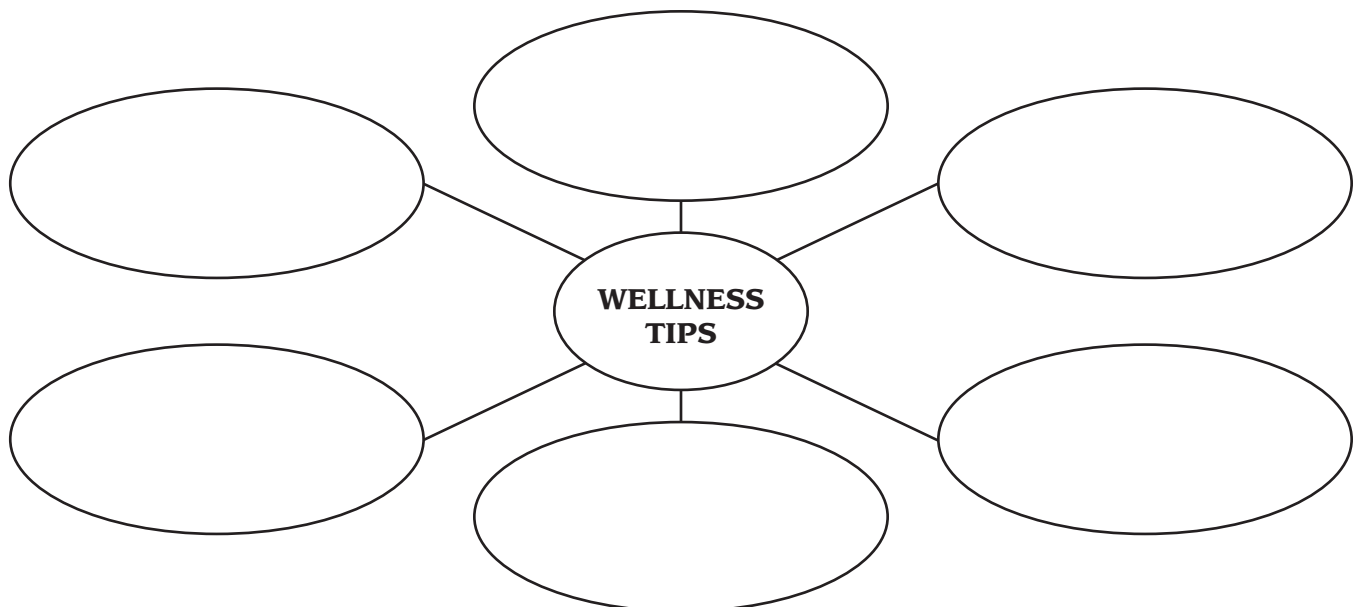
Reteaching Activities

THE PATH TO WELLNESS

Part I Directions: In the chart below, list three reasons why people today are healthier than they were fifty years ago.



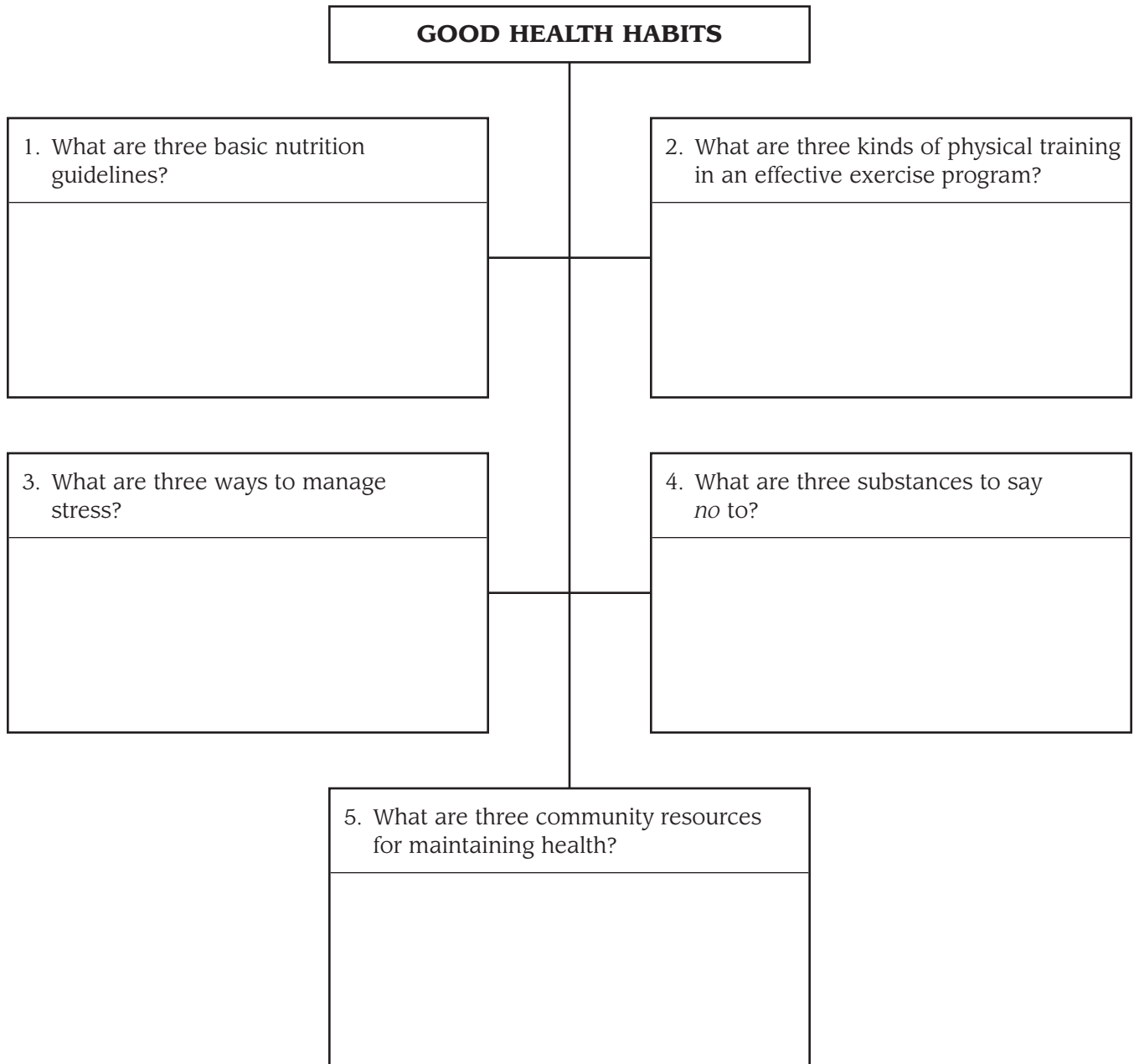
Part II Directions: Complete the web below with six tips for achieving wellness.



Copyright © by The McGraw-Hill Companies, Inc. All rights reserved.

PRESCRIPTION FOR GOOD HEALTH

Directions: Complete the chart below by answering the questions about health habits.



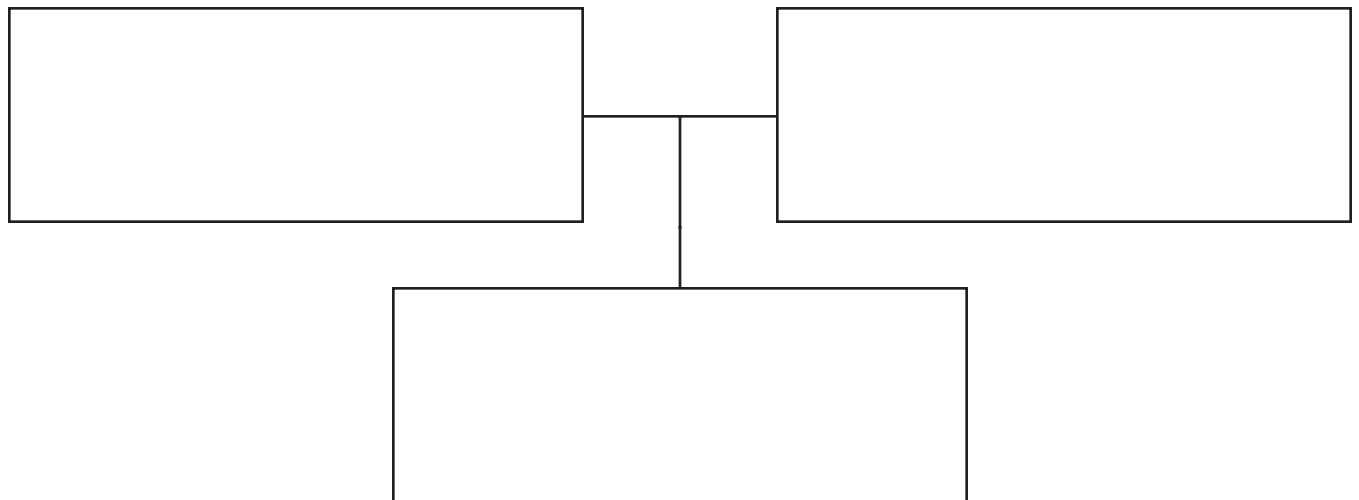
◇ Chapter 23: Section 1
Use Your Money Wisely

Reteaching Activities

MONEY MATTERS

Part I Directions: Name and define two approaches to spending money.

Part II Directions: Complete the chart below by listing three methods for handling everyday expenses.



Part III Directions: List three credit options and two tips for using each of them wisely.

CREDIT OPTIONS	TIPS FOR USING
	1. 2.
	1. 2.
	1. 2.

BUILDING A BUDGET

Directions: A “budget” is a plan for spending money. Write the steps to take in preparing a budget in the boxes on the left. Then answer the questions about the steps on the lines provided.

THE STEPS

THINKING ABOUT THE STEPS

1.

A. What is take-home pay? _____

2.

B. How can you accomplish Step 2? _____

3.

C. Define fixed expenses. _____

D. Define flexible expenses. _____

4.

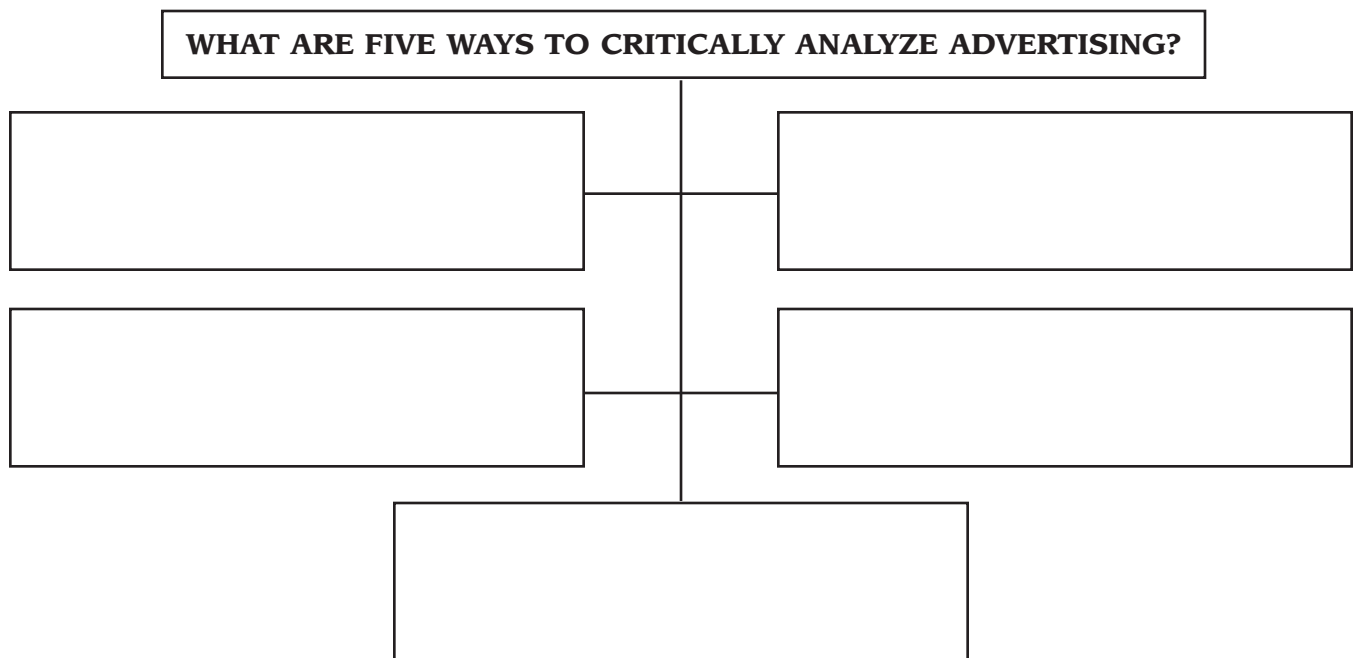
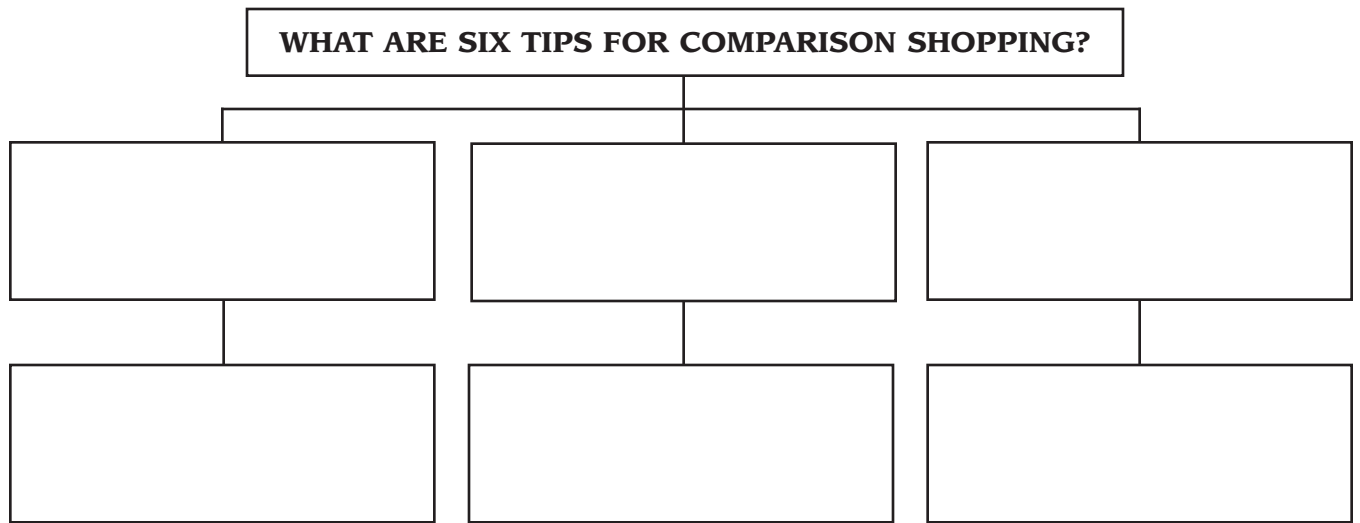
E. How can you calculate the amount of money you have available for flexible expenses?

◇ Chapter 24: Section 1
Be a Good Consumer

Reteaching Activities

CONSUMER TIPS

Directions: Fill in the charts that follow with the information requested.



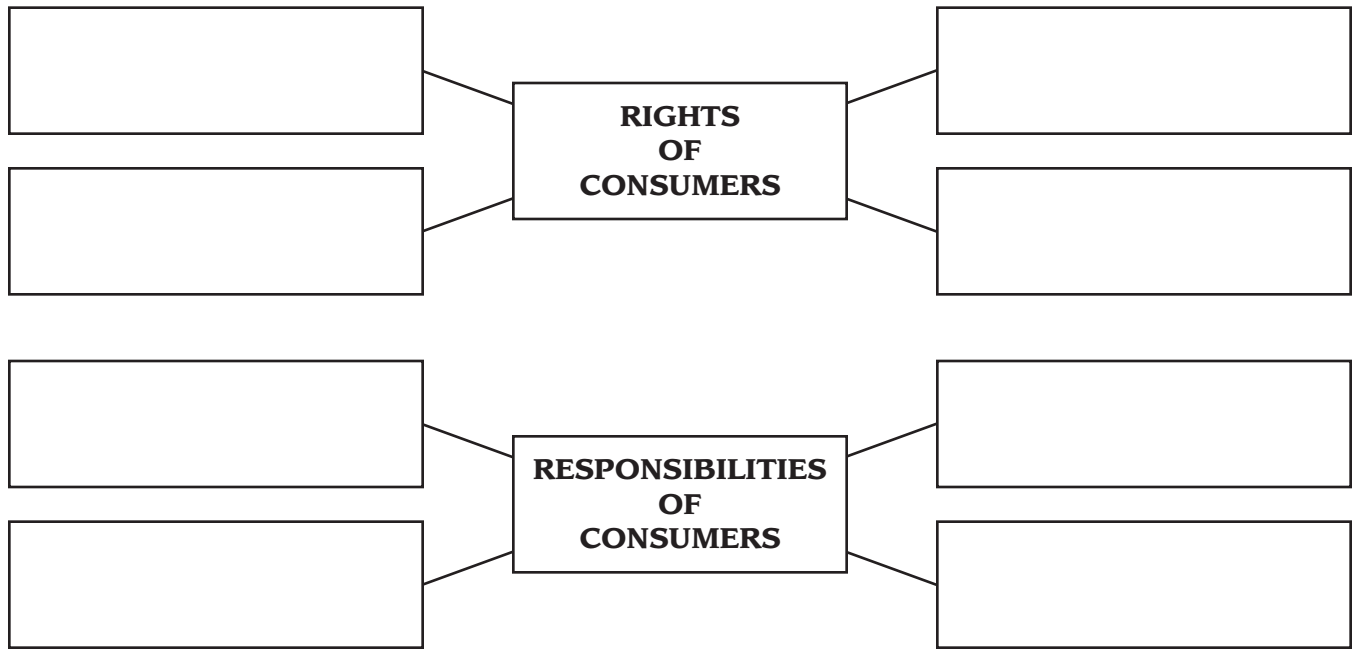
Copyright © by The McGraw-Hill Companies, Inc. All rights reserved.

Chapter 24: Section 2
Consumer Rights and Responsibilities

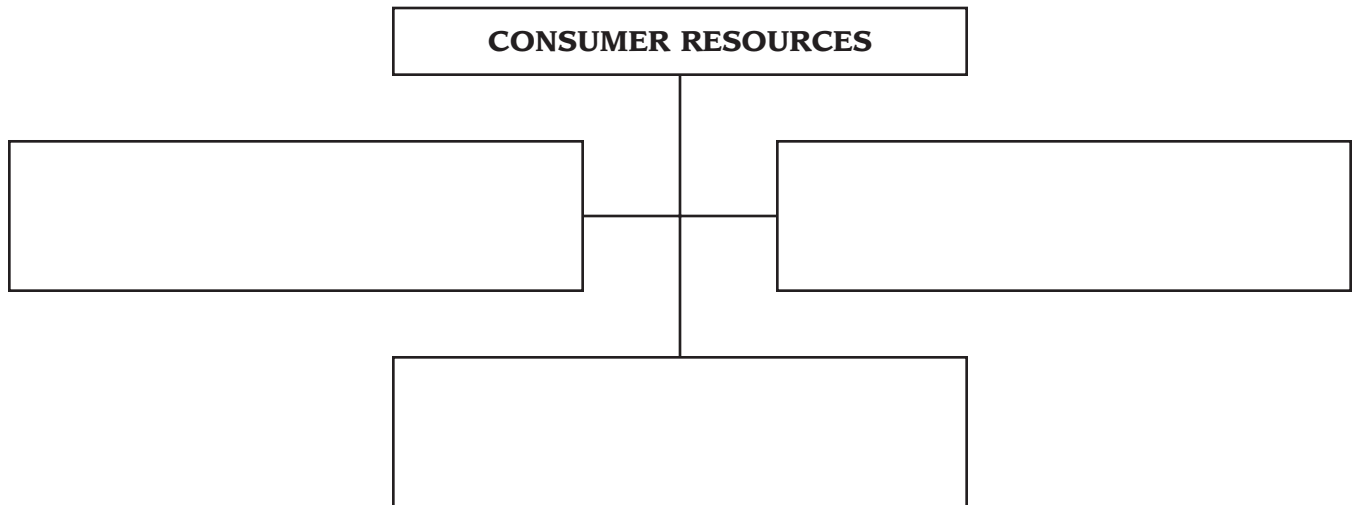
Reteaching Activities

WHAT ARE RIGHTS AND RESPONSIBILITIES?

Part I Directions: Complete the charts below by filling in four rights and four responsibilities of consumers.



Part II Directions: In the chart below, list three consumer resources that help with problems.

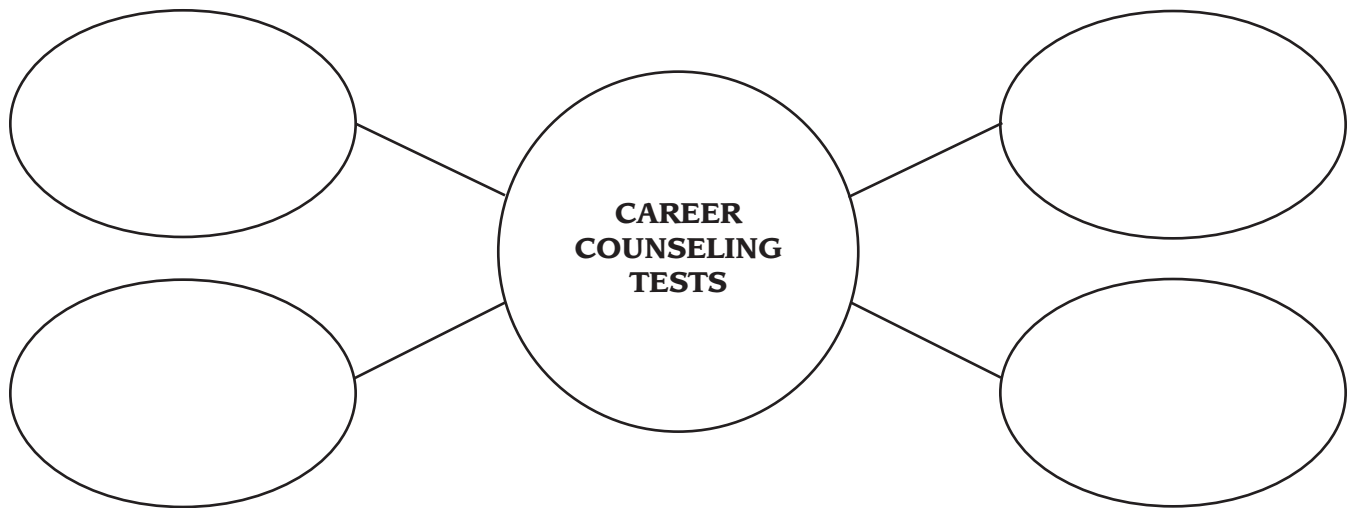


◇ Chapter 25: Section 1
Prepare for a Career

Reteaching Activities

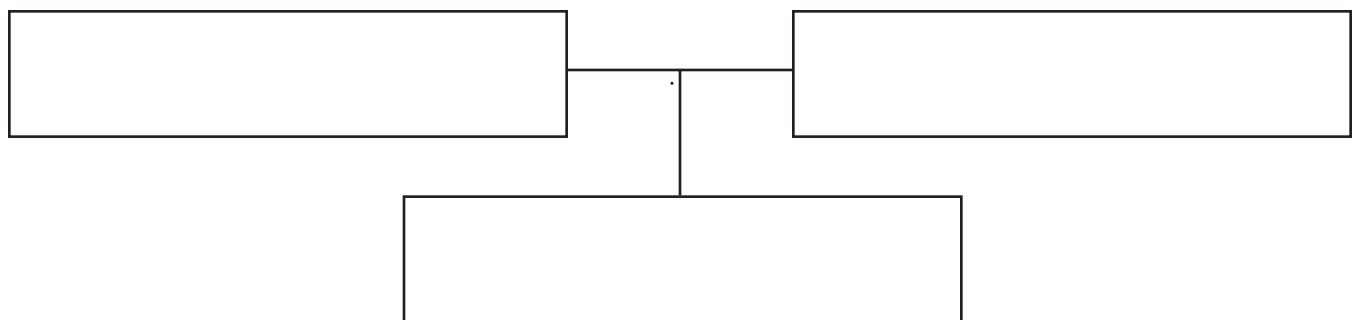
MAPPING A CAREER

Part I Directions: Complete the web below with four kinds of tests used in career counseling.



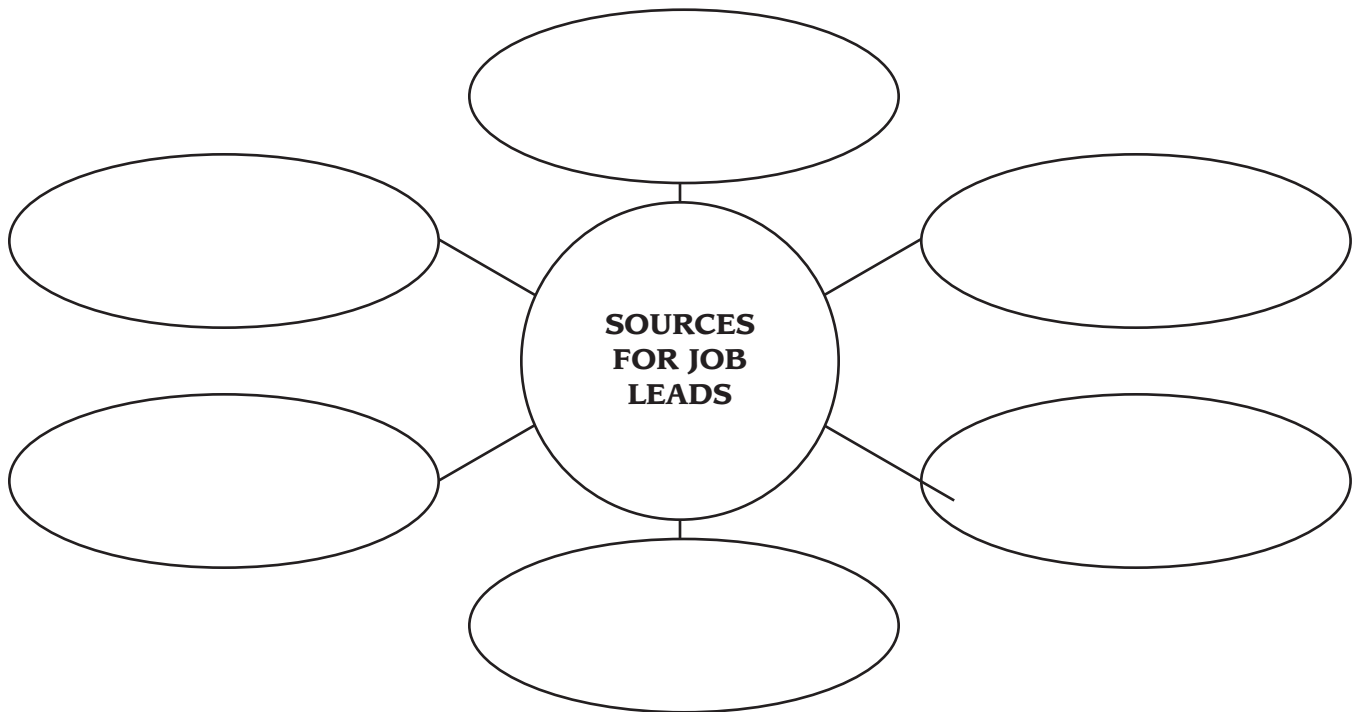
Part II Directions: On the lines below, list three services a career counselor provides.

Part III Directions: Complete the chart below with three ways to obtain education and job training beyond high school.



THE JOB SEARCH

Part I Directions: Looking for a good job takes a lot of detective work. Complete the web below by listing six sources for job leads.



Part II Directions: Fill in the chart below by listing three tips for filling out a job application and three for interviewing successfully.

FILLING OUT A JOB APPLICATION	INTERVIEWING FOR A JOB

◇ Chapter 26: Section 1
You and Your Friends

Reteaching Activities

ALL KINDS OF FRIENDS

Part I Directions: Name four ways that a friendship with a child could benefit you.

Part II Directions: Name two ways that a friendship with an adult could benefit you.

Part III Directions: Name a benefit of friendships between males and females.

--

Part IV Directions: Name four benefits of friendships with those of other backgrounds.

◇ Chapter 26: Section 2
First Steps to Love

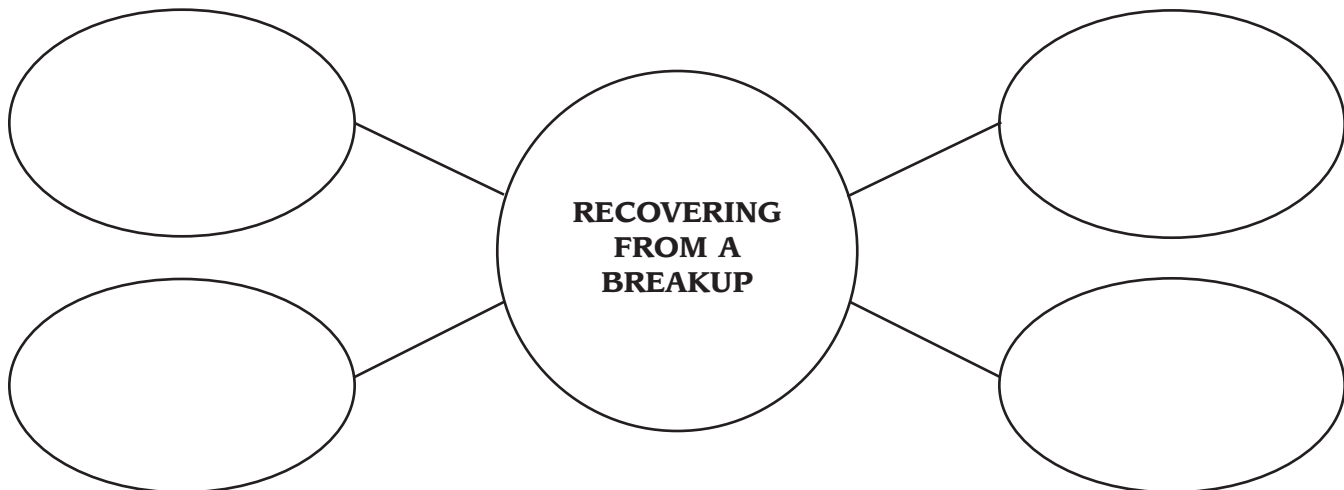
Reteaching Activities

UNDERSTANDING MATURE LOVE

Part I Directions: Think about what mature love is. Then read each numbered row below. Choose the quality in each row that indicates mature love by putting an X in either column A or B.

		Column A	Column B	
1.	Feelings are self-centered.			Feelings grow and deepen as time passes.
2.	Physical attraction is only part of the relationship.			Physical attraction is a major part of the relationship.
3.	Feelings are based on the total personality of the loved one.			Feelings are based on one or two qualities in the other person.
4.	Differences, undesirable traits, and shortcomings are ignored.			Minor shortcomings are recognized and accepted.
5.	Each person is concerned only with his or her own happiness.			Each person is concerned with the happiness of the other.
6.	Relationship is long-lasting.			Relationship is short-lived.
7.	Partners need to be reassured that they are loved			Partners are secure in their feelings for each other

Part II Directions: Complete the web below by naming four ways to cope with a breakup.



◇ Chapter 27: Section 1
Develop Your Identity

Reteaching Activities

INFLUENCES ON SEXUAL IDENTITY



Part I Directions: Name the two levels of gender roles.

Part II Directions: Explain three ways that children form their sexual identity.

Part III Directions: List the three main influences on a person's sexual identity.

Part IV Directions: Explain how the media negatively influences sexual identity.

Copyright © by The McGraw-Hill Companies, Inc. All rights reserved.

KNOWING THE RISKS OF SEXUAL BEHAVIOR

Part I Directions: Fill in the chart below by listing six STDs and their symptoms, dangers, and treatment.

STD	Symptoms	Dangers	Treatment

Part II Directions: In the boxes below, list six tips for practicing abstinence.

◇ Chapter 28: Section 1
Understand Attraction

Reteaching Activities

THEORIES OF ATTRACTION

Directions: Fill in the boxes to the right with descriptions of the theories of attraction.

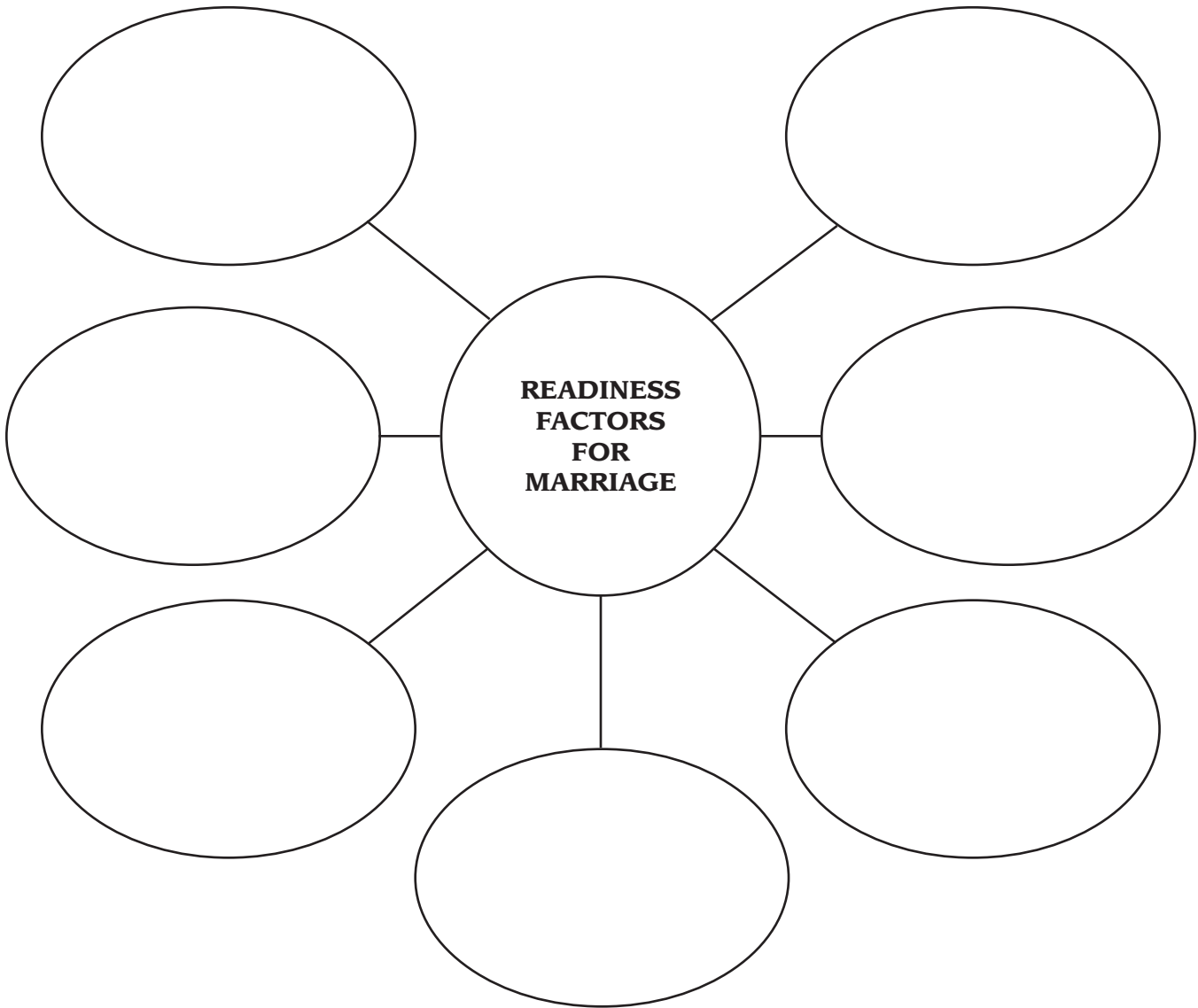
THEORY	DESCRIPTION
1. Homogamy	
2. Complementary Needs	
3. Social Exchange	
4. Propinquity	
5. Ideal Mate	

◇ Chapter 28: Section 2
Choose the Right Partner

Reteaching Activities

READINESS FOR MARRIAGE

Directions: Complete the web below by naming seven readiness factors for marriage.

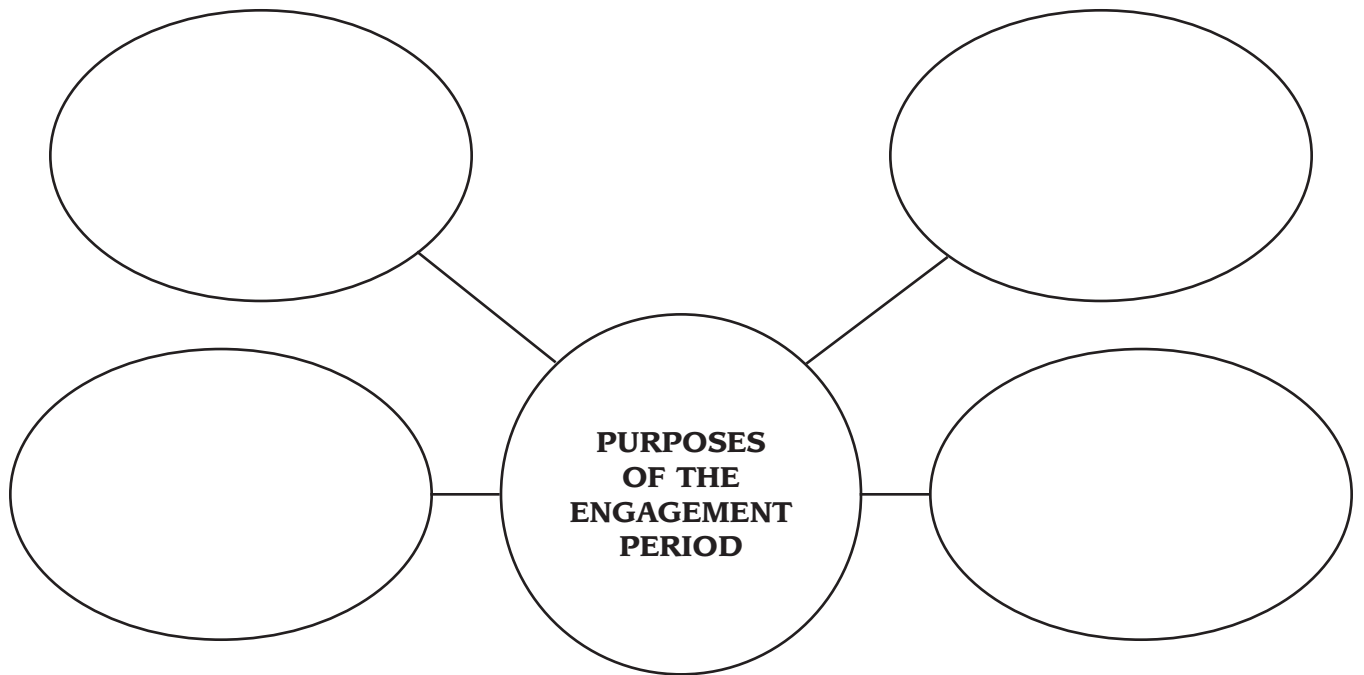


◇ Chapter 29: Section 1
The Engagement

Reteaching Activities

WHY GET ENGAGED?

Part I Directions: Complete the web below by naming four general purposes of the engagement period.



Part II Directions: List four questions a counselor might ask an engaged couple about their relationship.

GETTING MARRIED

Part I Directions: In the chart below, list five requirements for obtaining a marriage license.

REQUIREMENTS FOR OBTAINING A MARRIAGE LICENSE

Part II Directions: In the chart below, list three purposes of a prenuptial agreement.

PURPOSES OF A PRENUPTIAL AGREEMENT

Part III Directions: From the section on wedding concerns, list the six points you most want to remember if you ever plan a wedding.

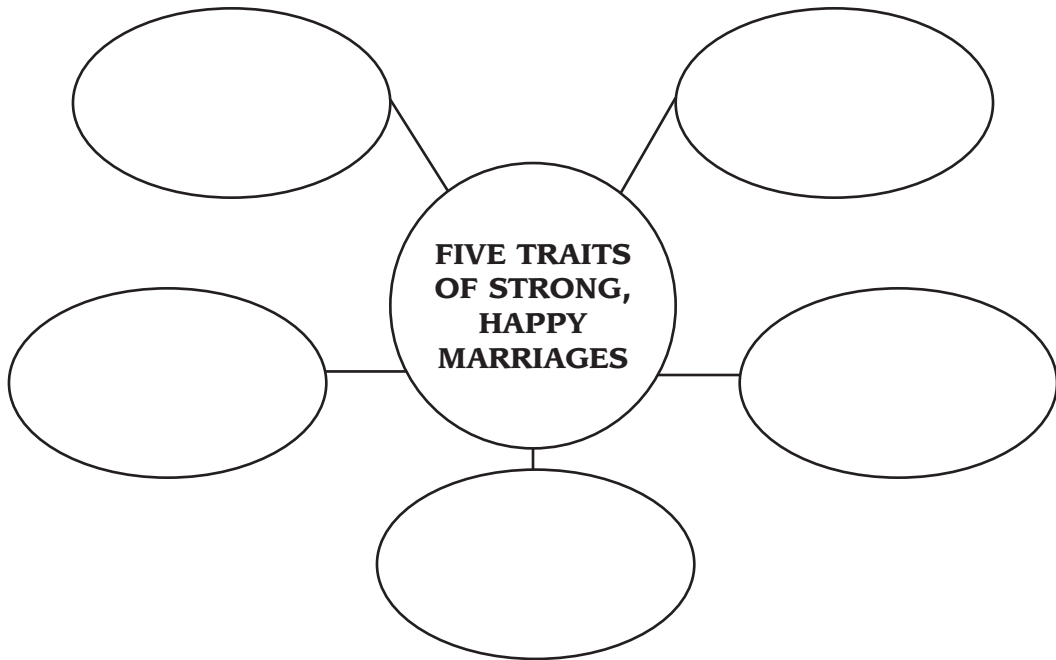
WEDDING CONCERNS	

Chapter 30: Section 1
Qualities of a Strong Marriage

Reteaching Activities

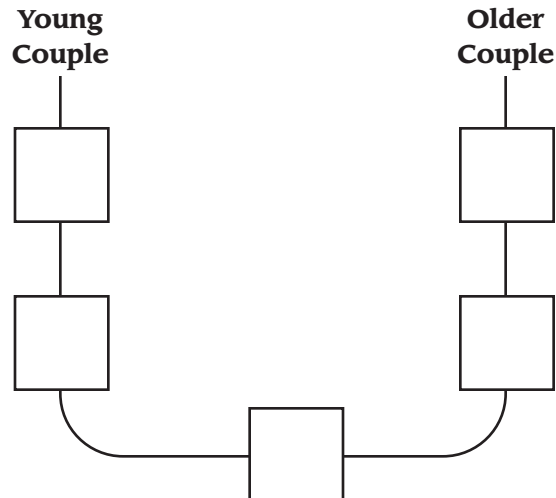
MAKING A STRONG MARRIAGE

Part I Directions: Complete the web below by naming five traits of strong, happy marriages.



Part II Directions: The descriptions in the list below explain five points in the U-shaped curve of the marriage satisfaction cycle. Write the letters of the descriptions in the boxes in order to show their correct positions on the curve.

- A. Marital satisfaction begins to decline when the couple has its first child.
- B. Marital satisfaction begins to rise again when children start to leave home.
- C. High level of satisfaction as new couple establishes their daily patterns of living.
- D. Overall low point when children are of school age.
- E. High level of satisfaction as middle-age couple enjoys additional resources.



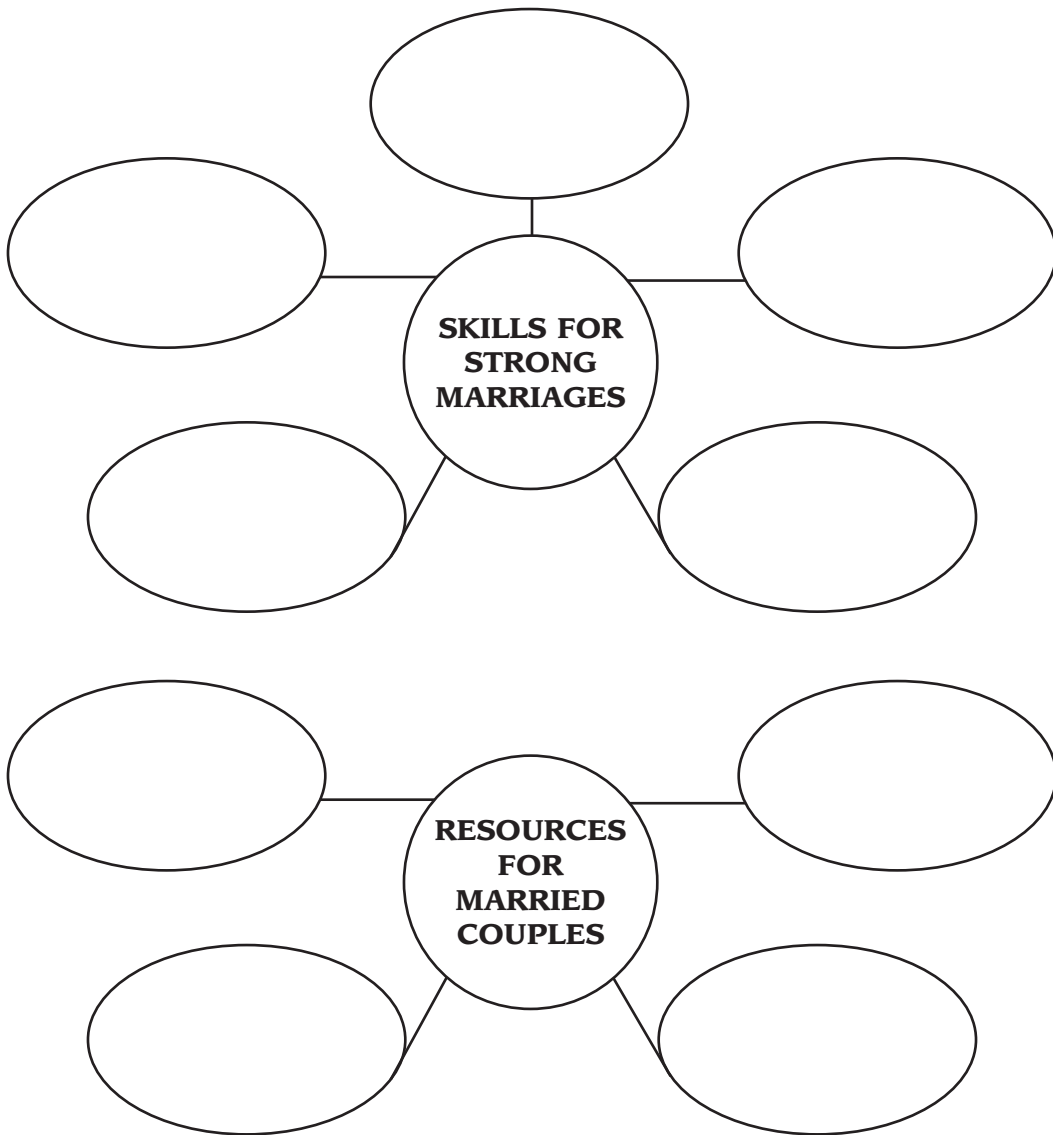
Copyright © by The McGraw-Hill Companies, Inc. All rights reserved.

Chapter 30: Section 2
Skills and Resources for Marriage

Reteaching Activities

MARRIAGE SKILLS AND RESOURCES

Directions: Complete the webs below by naming five skills that contribute to strong marriages and four resources to which couples can turn for support.

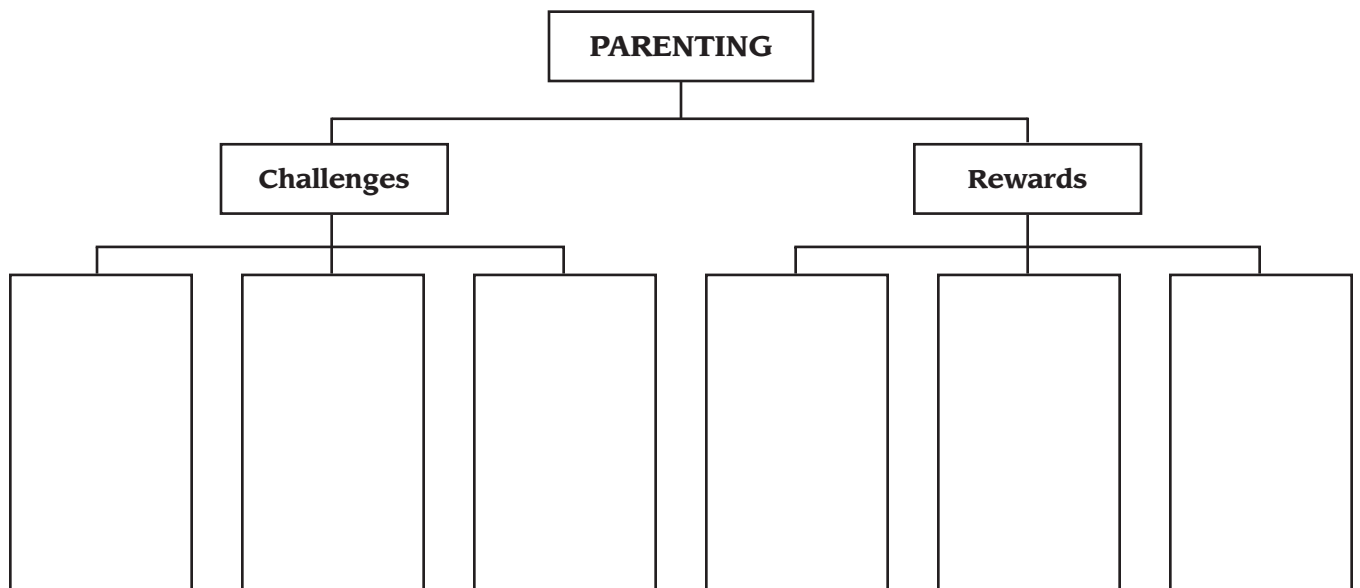
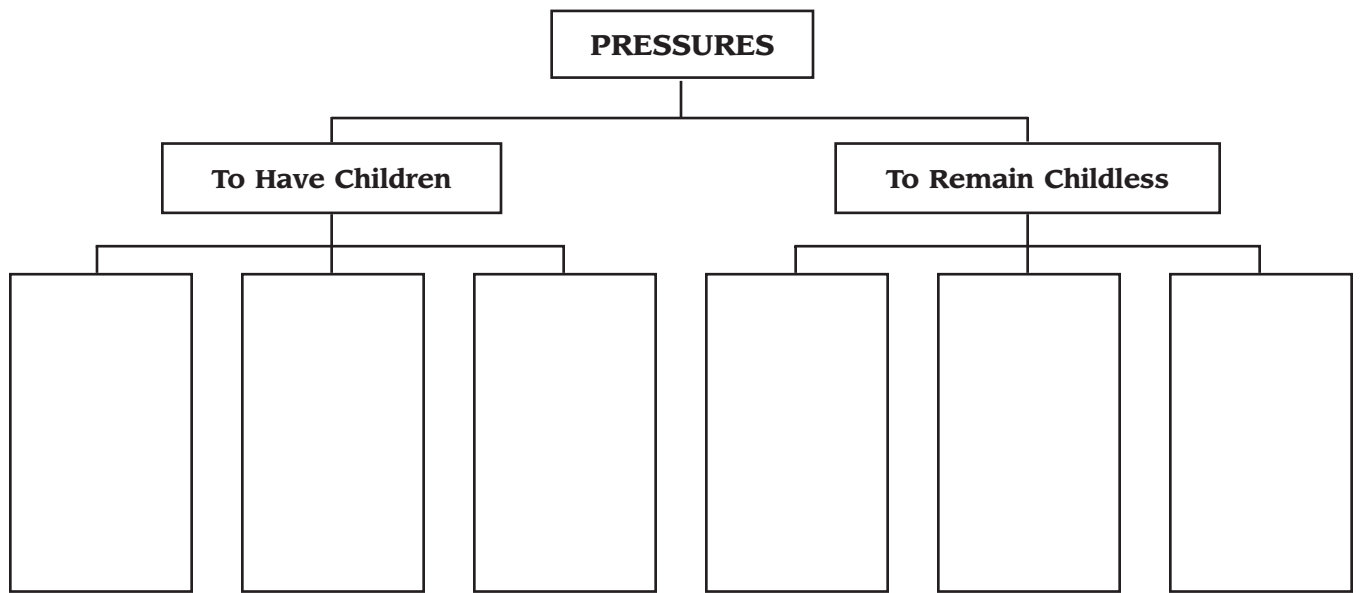


Chapter 31: Section 1
Examine Parenting

Reteaching Activities

PARENTING CHOICES

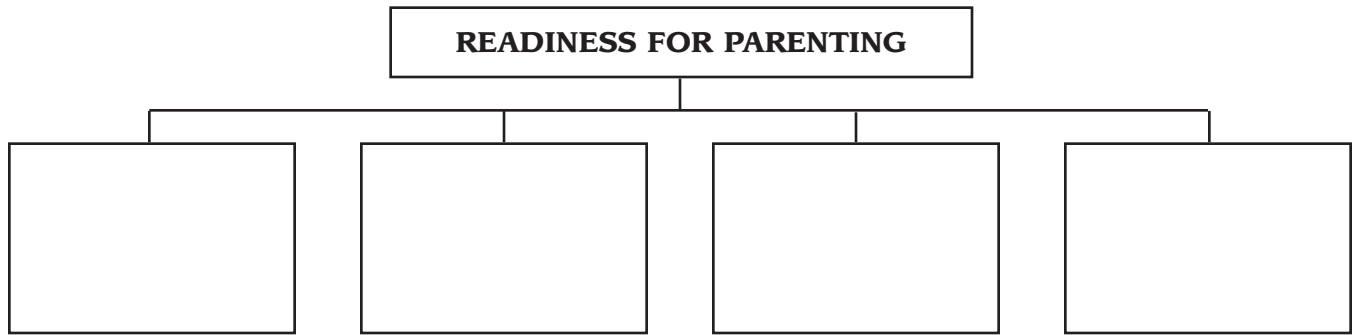
Directions: Complete the first chart below by filling in three pressures to have children and three pressures or reasons to remain childless. Complete the second chart by filling in three rewards and three challenges of parenting.



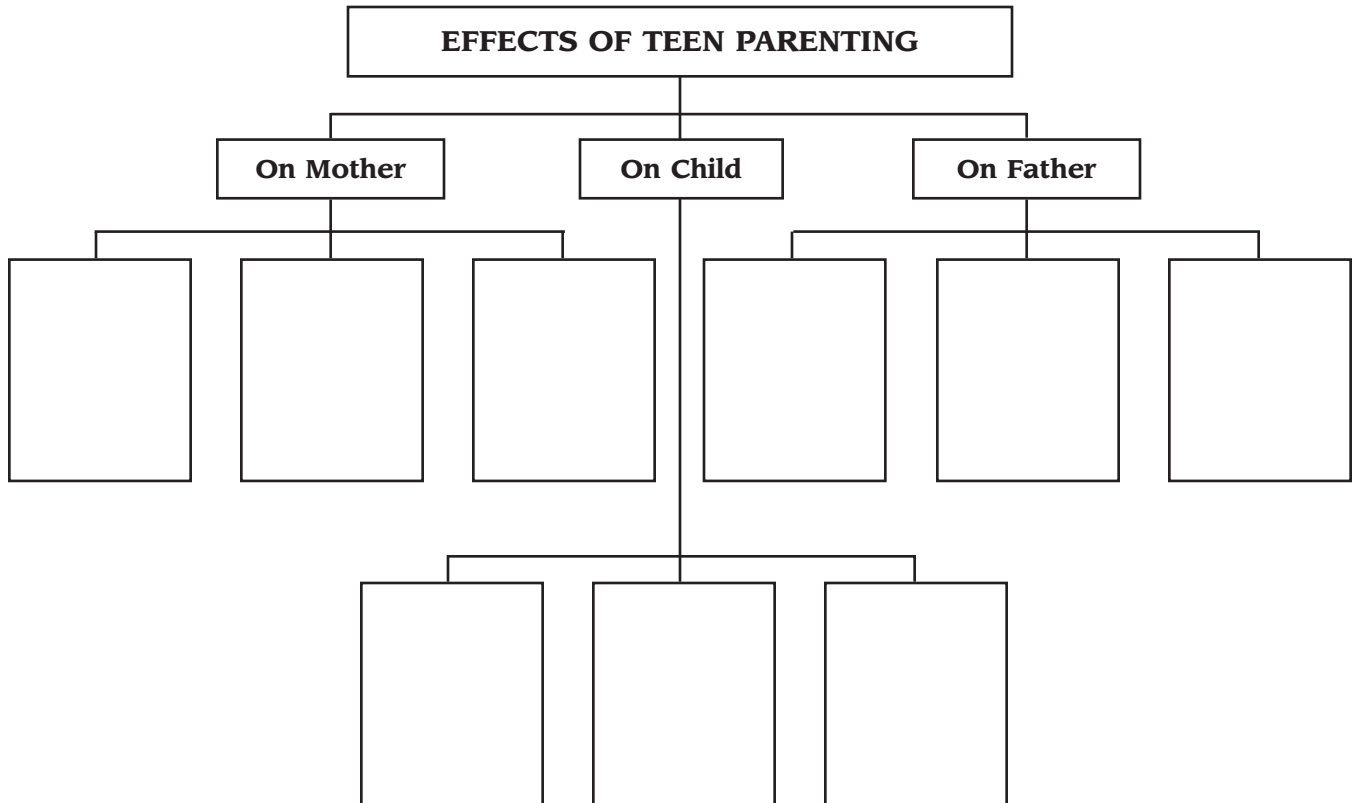
Copyright © by The McGraw-Hill Companies, Inc. All rights reserved.

THE RIGHT TIME FOR PARENTHOOD

Part I Directions: Fill in the chart below with four factors that help determine the best timing for parenthood.



Part II Directions: Teen parenting can have serious negative effects on the mother, father, and child. Fill in some of these effects in the chart below.



Copyright © by The McGraw-Hill Companies, Inc. All rights reserved.

◇ Chapter 32: Section 1
Promote Children's Development

Reteaching Activities

NEEDS OF CHILDREN

Directions: Fill in the boxes to the right with descriptions of what children need in each developmental area.

DEVELOPMENTAL AREA

NEEDS

1. **Physical**



[Empty box for needs related to Physical development]

2. **Intellectual**



[Empty box for needs related to Intellectual development]

3. **Emotional**



[Empty box for needs related to Emotional development]

4. **Social**



[Empty box for needs related to Social development]

5. **Moral**



[Empty box for needs related to Moral development]

◇ Chapter 32: Section 2
Guide Children's Behavior

Reteaching Activities

EFFECTIVE DISCIPLINE

Directions: Caregivers can guide children's behavior by following the three principles listed below. In the boxes on the right, fill in suggestions for carrying out these principles.

